


# HOME & GARDEN

MARCH 2020

SEVERNA PARK VOICE



## LANDMARK ROOFING [Page 14](#)

For Landmark Roofing, giving back is essential. The company recently held its annual roof giveaway, and as spring approaches, the team is focused on helping homeowners in need of not only roofs but also siding, windows and gutters.



SEVERNA PARK VOICE  
SERVING OUR COMMUNITY SINCE 1981

## HOME DESIGN [Page 4](#)

These home remodeling ideas will deliver serious curb appeal.

## GARDENING [Page 7](#)

Tomatoes? Peppers? Read about the creation of one garden from start to finish.

## GOING SOLAR [Page 12](#)

Solar panels can reduce both environmental impact and energy costs.

# savvy

women, children + home  
consignment

## Spring is a Great Time to Consign Home Furnishings!!

Now Accepting  
**SPRING**  
CONSIGNMENT

**SPRING**  
(spring) The season of  
rebirth and renewal.



Brand Name Women's, Children,  
Tweens, Maternity, Workout Attire,  
Men's and Curvy.

Furniture, Home Décor, Home  
Furnishings and Cool Clutter

Accepting Home Furnishings/Furniture

Small items Mon.- Friday- anytime

Large Furniture process:

Send a photo via email for item approval

Email address: [info@savvyconsignment.com](mailto:info@savvyconsignment.com)

We'll be in touch to schedule your delivery



553 Baltimore Annapolis Blvd  
Severna Park, MD 21146  
Mon 10-4, Tues-Fri 10-6:30, Sat 10-5, Sun 10-3

**410.647.1636**  
[savvyconsignment.com](http://savvyconsignment.com)

Voted Best  
Consignment Store  
in Severna Park

# Reinvent Your Kitchen

**Mark T. White**  
CMKBD  
Kitchen Encounters



**G**o back to the 1940s — the concept for efficient kitchen layouts was conceived and the traditional design for kitchens, usually incorporating the “kitchen work triangle” — the shape between the stove, sink and refrigerator — was born. Most tasks in the kitchen are carried out between these three areas. The idea of the “triangle” is for the three elements to be in close proximity, allowing unobstructed movement in the working area of the kitchen while cutting

*Continued on page 19*



**KITCHEN ENCOUNTERS**

**Established 1981**

*Award Winning Designs*

**410-263-4900**

[www.kitchenencounters.biz](http://www.kitchenencounters.biz)



**Mention this ad for \$200 towards Design Services**



# Three Home Remodeling Ideas You Need To Know

**Sarah Ditto**  
Marketing  
Manager,  
Fence  
& Deck  
Connection



**W**hen you think about home remodeling ideas to bolster the value of your home, it's tempting to think first of interiors. Sure, a clean and contemporary bathroom or pristine kitchen backsplash goes a long way toward keeping your house market-ready, but to really see return on investment, you'll want to focus on what visitors — and buyers — see first: your home's exterior.

Below, we've put together



er three home remodeling ideas that deliver serious curb appeal.

### 1. Add a Capped Composite or Capped Polymer Deck

One of the best ways transform your space from mere backyard to outdoor oasis is to opt for composite decking from leaders in the industry, like TimberTech. They offer

capped polymer decking through their TimberTech AZEK line, as well as capped composite deck boards through their TimberTech PRO and TimberTech EDGE lines. Both product types are part of the decking market's fast-growing segment: composite decking.

There are tons of benefits

to composite decking, from enduring beauty to premium performance to sustainability. But when it comes to returns on your renovation investment, one of the most important factors will be cost. That's where composite decking shines.

The total cost of installing and maintaining your deck over 25 years is up to 40% less when you choose composite decking. You will spend more money on wood and its costly upkeep compared to your initial investment in composites. Studies show that wood decks need to be replaced every 10 to 15 years — and with today's rising lumber prices, there's never been a smarter time to

**Continued on page 20**

# Let us help you create your outdoor Dream Space

Visit Our Website for Our Monthly Specials



[www.FenceAndDeckConnection.com](http://www.FenceAndDeckConnection.com)

FOR A FREE DESIGN CONSULTATION

CALL 410-757-5511

### CHOOSE THE BEST

- Lifetime Structural Warranty
- Incredible Financing Offers
- Award Winning Customer Service
- Locations in Annapolis & Millersville

MHIC#45780

### AWARD WINNING & HIGHLY ACCLAIMED



# When It Comes To Gardening In 2020, What's Old Is New Again!

**Elizabeth Elliott**  
Himmel's  
Landscape & Garden  
Center



**M**y 12-year-old is obsessed with the '80s. She wears a fanny pack, wraps scrunchies around her wrist, sports a jean jacket, and blasts an '80s playlist from her bedroom. It's not just her; due to shows like "Stranger Things" and modern remakes of '80s hit movies like "Top Gun" on the horizon, the '80s are undeniably back!



Yes, even some of the hairstyles.

My daughter's interest in the music and movies that I grew up with has me feeling nostalgic. And with the daily barrage of election-year politics,

environmental crises and other frustrating news, many of us may be feeling the same sentimental longing for the past. Whatever the reason, nostalgia is big this year and we see it everywhere — in entertainment, fashion, home décor, and even flowers!

Yes, flowers. How might flowers evoke nostalgia? Some of our happiest celebrations involve flowers! Memories of holiday celebrations are often connected to certain plants or flowers: roses for your valentine; shamrocks for luck on St. Patrick's Day; lilies for Easter; bouquets for weddings,

anniversaries and birthdays; and a sweet-smelling lilac or beautiful, blooming hydrangea bush for that special someone on Mother's Day. Flowers even represent the change of seasons: daffodils for the warmth of spring; sunflowers for the lazy days of summer; chrysanthemums for crisp fall days; and poinsettias for the joyous festivities of winter.

Certain flowers remind me of some of my happiest childhood memories. I love zinnias and snapdragons because they bring to mind conversations in the garden with my dad. The

*Continued on page 16*

## New Year • New Blooms

*Stop by Himmel's and put some spring in your step!*

**Check out all new:**

- Native shrubs and trees for Bay-friendly landscaping
- Exotic tropicals, succulents and houseplants
- Unique pottery and décor items
- Organic vegetable and herb seeds and transplants

**Ready to update your landscape or hardscape?**

- Call to schedule your free consultation
- **10% off hardscapes through March 31st!**



**Upcoming classes and events:**

- 3/28 - **Hanging Glass Terrariums** by Himmel's
  - 4/04 - **Attracting Bluebirds to your Backyard** by Chesapeake Bay Environmental Center
  - 4/18 - **Morning Yoga in the Garden**
  - 4/19 - **Fairy Gardening for Kids** by Welcome to Neverland
  - 5/09 - **Bonsai Workshop** by Maryland Bonsai Association
  - 5/10 - **Mother's Day Market**
- Plus – fresh produce and Zero Waste Natural home care and body care by Agri-Chicks: 4/05, 4/11, 5/02, 5/03, 5/09, 5/10**
- Call for details or check our events page online or on Facebook!*

# Getting Your Home Ready For Spring

**Summer Hoder**  
Worldwide  
Waterproofing



**S**pring is almost here! The grass will turn green, trees will begin to get leaves, and flowers will bloom. There's also another natural phenomenon that will ultimately begin in this area as well, and that's rain and thunderstorms.

Spring showers are a staple in this area, but they also mean that you will need to take a few steps to protect your basement from flooding. Your home is your largest investment. Let's learn about a few of the ways you



can work to prevent flooding in your home. Winters can cause some damage, but the warmth of the weather to come brings its own set of concerns.

Now is the ideal time to start weatherproofing your home. Before beginning any serious basement projects, it is always best to look around and inspect the full

area yourself. Seek out spots that are potential danger zones for moisture buildup or potential flood areas and consider the reasons for the possible damage.

If you find any moisture that could grow into a serious problem, investigate around the inside and outside of your home and check for a source. Starting

with the exterior, clogged gutters and downspouts are common causes, but it is always important to check your home's drainage system regularly to catch minor seepage problems before they worsen. Make sure gutters are attached securely and extended at least 4 feet away from the foundation walls. This rule also applies to discharge lines for existing sump pumps as well. Grade soil away from your home. Fill any sinkholes or improperly graded soil with additional topsoil, which you can purchase at your local home improvement garden center.

Sink holes are a perfect gateway for water to make its way into the home. Fill in any foundation gaps and

*Continued on page 18*

## Protect Your Legal Investment

### Basement Crawlspace Waterproofing Mold & Mildew Removal • Structural Repairs

# FREE Estimates

- 24 Hour Emergency Service
- Family Owned & Operated
- 25 Years Experience
- Life Time & Transferable Guarantee
- Certifications



[www.worldwidewaterproofinginc.com](http://www.worldwidewaterproofinginc.com)  
410-437-0360 • 800-682-2288  
8259 Baltimore Annapolis Blvd, Suite A  
Pasadena MD 21122



Accredited  
Business

MHIC #96499 • CERTIFICATIONS • LICENSED, BONDED AND INSURERD

Susan Polm  
Homestead  
Gardens



Our new garden area is marked with stakes, the tractor and tiller is ready for pickup, and the excitement is palpable. What is it about a garden that engenders so much hope each spring? Especially a new garden!

The marked area looked huge to me, but when Rick and I started talking about what we wanted to plant, I started to worry that it wasn't big enough to accommodate all that we wanted to plant with using recommended plant spacing.

So I got out paper and

a pencil, and we started deciding how many of each of the larger plants (tomatoes, peppers, blueberries, blackberries) we wanted to plant.

I Googled plant spacing and found a helpful resource at [www.gardeningknowhow.com](http://www.gardeningknowhow.com).

Using a ruler, I drew an X for each large plant with their recommended spacing in the drawn-to-scale garden. I had two long rows and then left a little extra space on one long side for the snap peas that will be climbing that fence. Toward the end of the garden, I placed three rows for the smaller items like lettuce, spinach, carrots and radishes. At the very end, I drew in my zucchini plants so they can cascade as they see fit in that space. By drawing

*Continued on page 21*

# The Birth Of A New Garden



## GET A JUMP START ON

# Spring



Spring is right around the corner! Enjoy the benefits of professional maintenance services - a healthier, greener and a more lush landscape!

DESIGN | BUILD | MAINTAIN  
Let us help you with all your landscape needs!

410.867.6336

LANDSCAPE.HOMESTEADGARDENS.COM

# The Lawn Care Checklist

**Geoffrey Golhke**  
On The  
Green Inc.



**O**ur lawns are waking up from winter dormancy and they are hungry. Now is the time to really get a head start on your spring lawn care to set a foundation of health that can be carried throughout the rest of the year.

If you follow the On The Green spring lawn care checklist, you'll have your lawn ready to thrive in no time!

## Spring Cleaning

Lawn debris like sticks, branches, leaves, or anything else that you find

lying on your lawn will set up your lawn to fail. That's not what we want.

If left out on your lawn, this debris will create a perfect environment for:

- Lawn pests like grubs, armyworms and billbugs, which can cause significant damage to your lawn. This lawn debris is also the perfect home for fleas and ticks.
- Lawn diseases like snow mold, spring dead spot, brown spot, dollar spot, or fairy ring.

While you're cleaning, check if the exterior of your home needs any attention. Clean out the gutters, check for any cracks or gaps in the siding, and check your caulking so you can keep those outdoor pests right where they belong, outdoors.

You should also empty any standing water around your property as these are mosquito breeding grounds!

## Dethatch

Thatch is a beneficial layer of decomposing grass clippings, dead grass roots, and yard debris that settles down at the base of your grass, right at the soil level.

Having a thin layer of thatch is great for your lawn and provides benefits like:

- Providing insulation from temperature fluctuations to your grass roots and crowns.
- Slowing the loss of water.
- Protecting your soil from overheating.
- Making your lawn more tolerant of foot traffic.

If your lawn has too much

**Continued on page 22**

### Publishers

Dianna Lancione  
Lonnie Lancione

### Chief Operating Officer

Larry Sells

### V.P., Operations

Brian Lancione

### Sales Account Executive

Shannon Vitielliss

### Editor

Zach Sparks

### Sports Editor

Colin Murphy

### Editorial Assistant

Haley Weisgerber

**The Severna Park Voice**  
is published by

**THE VOICE MEDIA INC.**  
Family owned and  
operated since 1981

**Please send your news to:**  
spvnews@severnaparkvoice.com  
**P.O. Box 608**  
**Severna Park, MD 21146**  
**410-647-9400**

No part of this publication may be reproduced without permission of the publisher ©2020. The publisher is not responsible for any errors, omissions, etc. Views expressed are not necessarily those of the publisher.



Your Lawn Care Team

**ON THE GREEN INC.**



## GREEN CARE LAWN PROGRAM

Our organic-based, six step program uses organic fertilizers, poly-coated slow-release products and liquid weed control to guarantee the thickest, greenest, healthiest lawn possible!

- Lawn Fertilizing
- Weed Control
- Aerating & Seeding
- Grub Control
- Flea, Ant & Tick Control

**Call today for  
your FREE Estimate!**  
**410-695-0444**  
[www.OnTheGreenInc.com](http://www.OnTheGreenInc.com)



MDA# 29518 MHIC# 127182



**OTHER SERVICES OFFERED**  
Irrigation Maintenance  
Mowing • Tree & Shrub Care  
Mosquito Control • Flea & Tick Control



**\$19<sup>99</sup>**  
**First Lawn Care Application**

6 Step Green Care Lawn Program  
(up to 8,000 sq. ft.)

New customers only. Cannot be combined with any other offers. Expires April 1, 2020



**\$199<sup>99</sup>**  
**Composting**

Organic nutrients to improve soil quality  
(up to 3,000 sq. ft.)

New customers only. Cannot be combined with any other offers. Expires April 1, 2020



**\$75<sup>00</sup>**  
**SPECIAL - Irrigation Start Up**

(up to 8 zones)

New customers only. Cannot be combined with any other offers. Expires April 1, 2020



# How A Garage Door Affects Your Property Value



**Dima Ataev**  
Owner  
ADP Garage  
Door Repair

**F**irst impressions are vital in today's property market, and with a garage door taking up almost 40% of the exterior of your home, this feature can definitely affect the value of your property.

Having an exceptional, aesthetically pleasing garage door at the forefront of your home will not only help a prospective buyer decide to purchase your home but it will also add

property value. An upgraded garage door can increase your home sale price by up to 4%. With properties being sold for an average of \$230,000, a new garage door can increase the property value by thousands of dollars.

Remodeling website's 2020 Cost vs. Value Report revealed that installing a new garage door can recoup an estimated 94.5% of project costs upon the resale of the home. That's one of the highest recoup percentages, showcasing how important a garage door is in the return on investment (ROI) of your home.

An upgraded garage door can affect your property

value in numerous ways:

## Curb Appeal

The aesthetic of your home is vital when it comes to property value, and having an exquisite, fully-functioning garage door certainly takes the cake. Numerous color schemes and panel styles can elevate the curb appeal of your home. Most people wait until their garage door stops functioning to install a new one, but design-savvy homeowners know the buyer appeal of a striking garage door. The exterior of your home is what makes it stand out from the rest, and is ultimately what draws prospective buyers inside.

## Energy Efficiency

Having an insulated garage door is important in the energy savings of your home, thus increasing property value. By keeping external temperatures away from your home and maintaining an appropriate internal temperature, you can keep costs down. When you live in extreme weather conditions, having an old garage door is actually more expensive because your air conditioning has to fight to regulate temperatures, resulting in a hefty power bill. Having outside air leaking into a garage is an absolute no, which

*Continued on page 18*



### GARAGE DOOR REPAIR

ADVANCE DOOR PROFESSIONALS



### We beat ALL Competitors Written Estimates

- Broken Springs
- Broken Cables
- Rollers
- Roll Up Doors
- Wood Panels
- New Doors Installed
- Door Off Track
- Openers & Remotes
- FREE Estimates

# FREE Estimates

## \$69 Tune Up

Value \$129

New customers only. Cannot be combined with any other offers. Expires April 1, 2020

## \$200 Off

### New Door

New customers only. Cannot be combined with any other offers. Expires April 1, 2020

## \$59 off

### SPRINGS

New customers only. Cannot be combined with any other offers. Expires April 1, 2020

MHIC#138235

## 24/7 Emergency Service



410-600-1034 [www.adpgaragedoors.com](http://www.adpgaragedoors.com)



# The Importance Of Pre-Emergent Weed Control



I achieve the lush, green lawn of my dreams?" My suggestion would be to apply a pre-emergent weed control. You must stop crabgrass before it starts if you want achieve your dream lawn.

**What is the purpose of pre-emergent weed control?**

Pre-emergent weed control is one of the most important applications in a weed-and-feed lawn application program. Pre-emergent weed control does exactly what it sounds like: it controls weeds, such as crabgrass, prior to their emergence. It does this by creating a barrier of vapor that will destroy weeds

before they have a chance to germinate. It essentially stops crabgrass before it starts. Pre-emergent weed control is truly the backbone of weed control programs. I recommend that this be a homeowner's first step to combating grassy weeds.

**When should I apply pre-emergent weed control?**

The timing of this application is important for its effectiveness. If the herbicide is not applied prior to germination, it will not be effective. The protective barrier must be applied before weeds have an opportunity to germinate. Our weed and feed lawn application

program at Turf and Landscape Management, for example, consists of seven applications total; two of these applications contain pre-emergent weed control. The first and second applications that contain pre-emergent weed control are applied between March 1 and May 31. With years of experience and trials, we have found this to be an effective approach for fighting crabgrass in the Maryland area.

**Continued Lawn Care**

To achieve optimal results, I recommend completing a full season weed-and-feed lawn application program. This

*Continued on page 20*

**Y**ear in and year out, the battle between your lawn and weeds rages on. With 29 years of experience in the landscaping industry and operating my own business, I have seen firsthand how weeds such as crabgrass can be quite frustrating to homeowners. One of the most common weeds found in lawns is crabgrass. So, you may be wondering, "How can

# TURF & LANDSCAPE MANAGEMENT

*When Quality & Dependability Count*

**Your Full Service Lawn & Landscape Company**  
Celebrating Over 29 Years In Business

- Landscape Installation
- Mosquito Control
- Mulching
- Turf Weed Control and Fertilization
- Turf Insect Control
- Field Stone Walls
- Grading
- Drainage Problems Corrected
- Sodding
- Core Aeration and Over Seeding
- Woods Clearing
- Timber Walls
- Monthly Landscape Maintenance
- Tree & Shrub Fertilization

TURF & LANDSCAPE MANAGEMENT

**Weed & Feed Custom Lawn Treatment**  
1st Application  
**FREE**

\*New customers only with full season program  
Expires April 20, 2020

TURF & LANDSCAPE MANAGEMENT

**Mosquito & Tick Control**  
**Only \$59**

(Reg. \$85)  
1/2 Acre or Less  
Expires April 30, 2020

TURF & LANDSCAPE MANAGEMENT

**\$100 OFF**  
any Landscape Project  
**Totaling Over \$1,000**

May not be combined with any other offers.  
Expires April 30, 2020

**STOP CRABGRASS BEFORE IT STARTS**  
Now's the Time to Start Treating Your Lawn!

[www.TurfAndLandscapeManagement.com](http://www.TurfAndLandscapeManagement.com)  
P.O. Box 152, Severna Park, MD 21146  
Fully Licensed & Insured • MDA # 27326 • MDA # F0325

Call Today  
**410-255-7402**  
Follow Us On Facebook

# Scentsational Home

**Danielle Bowen**  
*The Blended Essentials*



**F**ill your home and your life with scents that are perfect for you. There are a variety of ways to create a home that smells fresh, vibrant and delightful while showcasing your own personal style.

Choosing a fragrance is a personal decision. People choose scents for many reasons. The sense of smell is closely linked to memories, more so than any of

*Continued on page 25*



## Blend Your Own Scents and Make ...

- candles • soaps • wax melts • bath bombs
- salt/sugar scrubs • lotions • body gel
- cold process soaps • diffusers • 110+ Scents

### Connect, Create and Celebrate

Individual and small group studio times

### Book Your Event

- Private Parties • Birthdays • Team Building
- Family Celebrations • Group Get Togethers • Ladies Nights

**Walk-ins are Welcome or Reserve your space online**



**For Upcoming Events & Studio Details Visit**

[TheBlendedEssentials.com](http://TheBlendedEssentials.com)

562 Baltimore-Annapolis Blvd.  
Severna Park | 410-544-2050



# Harness The Sun:

## Solar Panels And Your Home

**Brian R. Fellner**  
Fellner Legal Services, LLC



**A**s we continue to look for renewable energy sources and as the technology improves to make those sources more cost-effective, the most popular and widespread use of such sources continues to be solar panels. Especially on single-family homes, but increasingly on condominiums, apartments, commercial properties, and cooperatives, solar panels can reduce both environ-

mental impact and energy costs. As a property owner, you have many options and many rights available to you. Here are some important things to keep in mind when you consider using solar energy.

### **Buying the System**

There are three main ways to obtain solar energy for your home. You can purchase the system outright, at which time you own it and have full rights to the system and its benefits. Over the long term, this is almost universally the best option for consumers, as it fixes the costs, and also allows you to reap additional benefits, such as tax incen-

tives and offset credits.

### **Leasing or Power Purchase Agreements**

If you do not wish to take on the expense of purchasing solar panels, you may lease a solar array for your property, or enter into a power purchase agreement (PPA). Leases and PPAs are similar: these agreements allow the owner to either rent the system for a certain time period in exchange for regular lease payments, and also for assigning all the tax benefits and power overages to the provider. Leasing and PPAs reduce the upfront costs but come with some trade-offs. First,

you will probably pay more over the life of the panels. Second, you may not have full control over where the panels are placed. And third, leases are difficult to break and sometimes a deterrent to sale: if you wish to pay it off early or sell your home, that solar lease may complicate matters.

### **Solar in a Homeowners Association**

The tide is turning in favor of solar and other renewable energy sources, and the days of a draconian homeowners association rejecting your solar appli-

*Continued on page 22*

*General Counsel to Community Associations Throughout Maryland and the District of Columbia*  
*Our Services Include: Document Amendments, Covenant Enforcement, and Delinquency Reduction*

Find out more at [www.FLSlawyer.com](http://www.FLSlawyer.com)  
Community Association questions answered at [www.FLSlawyer.com/blog/](http://www.FLSlawyer.com/blog/)  
f Follow us on Facebook

485 Ritchie Highway, #203-D  
Severna Park, Maryland 21146  
[bfellner@flslawyer.com](mailto:bfellner@flslawyer.com)  
**443-906-0117**  
[www.FLSlawyer.com](http://www.FLSlawyer.com)



**FELLNER**  
LEGAL SERVICES  
EST. 2018



**Service. Success. Simple.**

# Natural Beauty Comes In Many Forms

**Glenn Lowe**  
Hardscape  
Specialist  
The Stone  
Store



**W**hen it comes to outdoor hardscape projects, nothing comes close to the look and feel of real, natural stone that is quarried from the earth. From patio floors to walls, natural stone is unmatched in its authentic, timeless look.

## FLAGSTONE

For patio projects, some people might first begin their search for a product that appeals to them among concrete paver options, believing the widest selection of styles and colors lies

only in man-made products. In fact, every year there are new quarries, importers, and new color veins discovered in existing quarries. Natural flagstone options such as limestone, sandstone, marble and travertine all fluctuate in color, texture and properties as quarries progress through a stone deposit, so your patio may be completely unique!

## STONE VENEER

When many people think of stone veneer, some believe they are limited to a concrete replica of the real deal. Natural stone veneer walls were covered with stone called full bed depth, averaging 4 to 8 inches thick from face to back, requiring footers and a great amount of masonry skill. In recent years, sawn-thin natural

stone veneer has become a great option, giving the sparkle, immense variation and texture that artificial options aren't able to perfectly imitate. The best face of stone block is selected, and a 1- to 2-inch-thick piece of the stone is sliced off this face. This thin stone is applied directly to a properly prepared wall with a mortar product. With styles including ledge stone for a dry-stacked look, or irregular for a mosaic look, natural stone veneer offers the authentic, built look of traditional masonry without the weight and complex construction techniques of full bed depth stone.

## WALL STONE

For the DIY'ers, natural thin-split wall stone is one of the most versatile stone building materials avail-

able. This stone is great for small, dry-stack garden wall projects and is easily able to be scaled up in complexity to full-blown masonry walls involving mortar.

*Although man-made options have come a long way in giving the appearance of a real stone hardscape, Mother Nature is often imitated, never duplicated. So when you think natural, think The Stone Store. Products and materials featured in this article will be showcased in the store's new natural stone outdoor interactive display coming this spring. Stop by the facility, located at 7535 Railroad Avenue in Hanover, Maryland, to see the beauty in natural stone for yourself. For additional information, visit [www.thestonestore.com](http://www.thestonestore.com) or call 1-888-766-4242. ■*

THE STONE STORE IS A PROUD SUPPLIER OF  
**Champlain Stone, Ltd.**  
PICTURED: SOUTH BAY QUARTZITE



MAKE MEMORIES LAST WITH PRODUCTS THAT LAST

ASK ABOUT FINANCING

- PORCELAIN TILES
- FLAGSTONE ♦ PAVERS
- STONE VENEER ♦ BOULDERS
- WALL SYSTEMS ♦ BUILDING STONE
- CRUSHED STONE ♦ SAND & GRAVEL
- TRAVERTINE & MARBLE ♦ EXOTIC PEBBLES
- BACKSPLASH & WALL TILE ♦ MULCH ♦ TOPSOIL



[www.thestonestore.com](http://www.thestonestore.com)  
410-766-4242

# More Than Just Roofs: Landmark Roof

By Zach Sparks

**A**fter Mimi Canterbury lost her husband in March 2019 and became a single mom, life got tough. Gone was her husband, who was also her children's father and the family provider. Less significant but problematic, her hot water heater needed to be replaced, and her roof leaked every time it rained.

She finally caught a break in February when her story resonated with Artie Hendricks and Rob Calhan, who named her the winner of Landmark Roofing's fourth annual roof giveaway.

"It puts things into perspective," said Calhan, Landmark Roofing's president of sales. "It's sad, but it's a good feeling that we're in a position to help the community, because they help the Landmark employees make a living."

Criteria for the annual giveaway are as follows: the winner has to be

someone in need, Landmark employees cannot know that person, and the person cannot nominate themselves.

"We got a handful of entries this year and are hoping for even more next year," Calhan said.

The roof giveaway is just one example of how Landmark gives back. The team recently installed siding and gutters on the Kinder Park field house at a large discount. In past years, the team has done leaf removal and playground cleanup at Severna Park Elementary, repaired a bike ramp along the B&A Trail, fixed the baby pool in North Severna Park, and donated to several Severna Park organizations and youth sports teams.

"Hard work and kindness prevails," said Hendricks, president of operations for Landmark Roofing. "We're fortunate to be in a situation to help others."

Whether they're doing a community service or helping a customer, the team at Landmark Roofing strives to do what's best. With spring approaching, that means educating homeowners in need of not only roofs but also siding, windows and gutters.

Siding can keep families from freezing during the winter and sweating profusely during the summer.

"Around here, you see a lot of aluminum, a lot of wood. None of that is insulated," Calhan said. "When a homeowner has aluminum siding, it cooks the house whether it brings in the heat or the cold."

Landmark specializes in James Hardie siding and vinyl siding. Both options can improve the curb appeal of a home.

"When you do your siding, depending on the material, it's a way of moving without actually moving, especially if the windows and siding are done



# Roofing Is A Pillar Of The Community

at the same time,” Calhan said. “The whole design is transformed.”

Having outdated windows can cause the same effect. Not only can homeowners rely on new windows to keep their space from getting too drafty but windows can also improve the aesthetic of the home.

“Sometimes that helps with the energy bills, but mostly it’s for comfort,” Calhan said of replacing windows.

When it comes to gutters, Landmark Roofing uses aluminum systems to whisk away water from the foundation, sidewalks, patios and other high-traffic areas. Their gutter covers keep leaves, twigs and other debris from reaching the downspouts, keeping gutter systems unobstructed.

While many homeowners have five-inch gutters, which are builder grade, Landmark provides six-inch gut-

ters at no additional cost.

How can people diagnose if they need new gutters?

“If it’s tilting the wrong way or paint is peeling off, it’s time to get it replaced,” Calhan said. “You’re protecting the perimeter and you’re saving money.”

Whether a homeowner needs a new roof, siding, windows or gutters, the Landmark Roofing team approaches each job as if it’s the most important.

“It’s a completely different experience,” said sales consultant Donnie Krone. “It’s more personal. You’re not a number. From the first visit to the last, there’s more attention to detail.”

As Calhan explained, “We’re not necessarily going after the check. We’re going after the review.” To Landmark Roofing, reputation is everything.

To that end, Landmark recent-

ly added a new superintendent to its team. Brycen Erbe’s “knowledge and experience in exterior remodeling and installation, and his product knowledge, is what Landmark strives for,” Hendricks said.


The last few months have included big projects for Landmark, such as new roofs at Chartwell Golf and Country Club in Severna Park and for Gloria Dei Lutheran Church in Arnold. But the team has also worked on much smaller projects as well, putting just as much care into each one. Whether the beneficiary is Mimi Canterbury or Chartwell Golf and Country Club, Landmark Roofing aims for excellent service.

“We want to be able to run into someone at the store or at the Fourth of July Parade and know the work we did for them, we gave it our best effort every time,” Hendricks said. ■

“

*We want to be able to run into someone at the store or at the Fourth of July Parade and know the work we did for them, we gave it our best effort every time.”*

— Artie Hendricks  
Vice President of Operations, Landmark Roofing



***Mimi Canterbury's roof leaked every time it rained. She caught a break in February when her story resonated with Artie Hendricks and Rob Calhan, who named her the winner of Landmark Roofing's fourth annual roof giveaway.***

## When It Comes To Gardening In 2020, What's Old Is New Again!

*Continued from page 5*

smell of marigolds remind me of the beautiful flowerbeds my mom planted and tended every spring. My siblings and numerous cousins share memories of the old-fashioned columbines and azaleas blooming in the yard at our grandparents' house, where we spent hours playing together after Sunday dinners. Even the delicate scent of a tiny buttercup takes me back to Lake Shore Elementary, and all the fun I had playing at recess with my friends.

The healing effects of gardening are well documented, especially as connected to overcoming anxiety and depression and uplifting mood. It's no wonder that many individuals enjoy pleasurable feelings of nostalgia when sparked by the scent or sight of a special flower. The nursery industry is working hard to keep those memories alive with updated versions of heirloom varieties. And thanks to the internet, it's easier than ever to source a special flower variety from days gone by. When it comes to gardening in 2020, what's old is new again.

Check out this list of old-fashioned flowers that are back in style:

**Four O'Clocks** — Easily grown from seed, these lovely flowers come in a wide range of festive colors and attract pollinators and birds. So-called because the flowers open in late afternoon, they make a great addition to vegeta-

ble garden borders, or in containers as a gardening project for kids!

**Hollyhocks** — These beautiful biennial flowers, in shades of pink to deep red, are a mainstay of cottage gardens. Some varieties can still be observed growing wild in the vegetable gardens at Thomas Jefferson's Monticello. Hollyhocks are easily grown from seed, but don't expect blooms the first year! The 6-foot-tall plants will be covered with stunning blooms the second year, and then self-seed for an ongoing display year after year. Bonus — these beauties attract hummingbirds.

**Heliotrope** — The intoxicating fragrance of almond and vanilla combined with deep purple hues make this old-fashioned beauty the perfect plant for summer containers. Butterflies and moths flock to it. Find heliotrope at your local garden center in May, just in time for Mother's Day.

**Camellias** — Camellias were once the belle of the southern garden but declined in popularity since their heyday in the 1930s. Given their evergreen foliage, tolerance for partial shade, and winter blooms ranging in shades of white to red, they are once again on the rise. And fortunately, several cold-hardy varieties are available for Maryland gardeners. Make sure to visit Historic London Town and Gardens in Edgewater to view its wonderful col-

lection of antique camellias currently in bloom.

**Lilacs** — Who can resist the heart-shaped leaves and pendulous flower clusters that adorn the old-fashioned lilac? Documented use of lilacs as a landscape favorite date back to the early 1700s! These fragrant beauties make excellent cut flowers, and the more they are cut, the more vigorously they will bloom. Although most popular in purple, lilacs in shades of white, pink and even bicolor varieties are available in sizes suitable for all types of gardens.

**Roses** — According to fossil record, the rose is over 35 million years old! Celebrated for centuries as a symbol of love, beauty, war and politics, roses have declined in popularity due to myths that they are fussy, difficult to prune, and susceptible to insect invasions and disease. That's only partly true. With the right care, feeding and watering, roses can easily grow to be the centerpiece of your garden! Especially heirloom roses, with their incredible fragrance and rainbow spectrum of colors. Speaking of heirlooms, let's not forget heirloom veggies!

**Heirloom Vegetables** — My great Aunt Rena grew the biggest, most beautiful yellow tomatoes you've ever seen, and the taste was as unforgettable as memories of her cozy little home tucked away in the mountains of North Carolina. Thanks

to seed collections like Baker Creek Heirloom Seeds and Seed Savers Exchange, I can source seeds and grow my own giant yellow tomatoes (in this case, Kentucky Beefsteak). So can you! Heirloom vegetable seeds and transplants continue to grow in popularity, making it easier than ever for amateur gardeners to grow old-fashioned favorites in the garden.

As with all gardening endeavors, the main goal is to have fun. Last year, one of my favorite landscaping projects was for a waterfront cottage built in the 1950s. We designed and installed a retro garden with lots of blooming azaleas, forsythia, rose of Sharon, dogwood trees, and bulbs like tulips and hyacinth. It was so much fun that I foresee more vintage landscape design in the near future!

Whether you are ready to start an heirloom vegetable garden, add some sentimental favorites to your flowerbed, or redesign your landscape with a retro flair, Himmel's friendly staff is ready to assist you on your walk down memory lane.

As for myself, this spring won't find me sporting '80s fashions like my daughter. Instead, I will be exploring my feelings of nostalgia in the garden. Be on the lookout for some big yellow tomatoes on the vine and old-fashioned zinnias in the raised bed gardens at Himmel's this season! ■



# Why Should Your New Door Be Installed By A Professional?

**Rick Miller**  
Zeskind's  
Door,  
Window &  
Millwork  
Showroom



As a manufacturer and wholesale distributor of exterior doors, a professional might sell directly to contractors, insisting that its doors are installed by those who are licensed and insured. If needed, that professional can refer a qualified local installer, certified through the manufacturer to install exterior doors. This will protect the investment in your home and ensure a successful project.

## Sizing and Quality of Parts

The doors found “off the shelf” at a big-box store always require “modifications” to make them work in a replacement situation. The doors are all made to the same specification and size. Because they are mass-produced, the components — such as sills, jambs and hinges — are all the lowest quality possible to reduce cost, with only the profit of the big-box store in mind.

At a professional manufacturing facility, each door can be custom-made to order for each new project. Salespeople can work with your contractor to confirm the exact opening dimen-

sion, jamb depth, exterior trim details, and special hardware prep as needed so each door is a perfect fit. You also have the choice of various premium jamb options, ball bearing hinges in any size or finish, and various sill types in different colors to best fit your design and application. These are the details that make your new entry door look and feel equal to the investment you have made in your home.

## Installation

The skill and knowledge required to correctly install an exterior door is often underestimated. A door that has been installed correctly by a certified installer will

close and lock correctly with even reveals, and will ensure a weather-tight seal not only around the door slab, but also between the door frame and the opening in the wall of your home. New doors that are not installed level and plumb, and that do not include sill pans or the correct flashing, will never close correctly and will leak both air and water around the perimeter of the opening.

By partnering with a licensed, insured and certified installer, a homeowner is protecting the investment in their home. Always keep this in mind: the quality of your new door is only as good as the quality of the installation. ■



SINCE 1925

# ZESKIND'S

HARDWARE & MILLWORK

## Zeskind's Door, Window & Millwork Showroom

Serving Contractors,  
Architects, Designers  
and Homeowners

**Arnold Station  
Shopping Center**

1450 Ritchie Highway  
Arnold, MD 21012

410-233-1919 Ext #110



## Getting Your Home Ready For Spring

**Continued from page 6**

cracks with masonry caulk to prevent pests and minor leaks. Any place where lines are brought into the home through the foundation should be sealed tight. All exterior windows that are below the ground should have proper window wells for drainage. Ideally, they should have covers to protect them from direct rainwater.

Examine the exterior of your home and take notice of any settlement with the concrete; that is an indication of erosion, which also leads to water intrusion. Also, check for tree growth that could potentially cause additional pressure against the

foundation wall. Tree roots are deadly to a home's foundation and could lead to major structural issues.

When inspecting the interior of the basement, you want to seal up any hairline cracks with masonry caulk. Cracks larger than one-fourth of an inch in diameter may require professional attention. Test your sump pump by pouring water directly into the sump basin. If sump lids are sealed, check for access ports and use a regular garden hose to fill them. Making sure your sump pumps are working strong is an important tool to protect your investment for the spring and summer rains. ■

## How A Garage Door Affects Property Value

**Continued from page 9**

is why installing a new, well-insulated garage door will increase property value.

### Safety and Security

Prospective buyers want to know the home they are purchasing will keep their family safe and secure. Fully upgraded garage doors can provide that security through electronic openers and photo eyes sensors that make sure not to close when something is blocking its path. Upgraded technology can keep pets and children safe, which is something potential buyers are always looking for. Garage doors are

also one of the preferred entry points for intruders, and having an old garage door with none of the safety features is a turnoff for potential buyers.

If you are planning to sell your home, a proven way to add property value is to install a new garage door. It is one of the less-expensive home improvement projects, but in turn, has one of the top ROI. Make sure to upgrade your garage door soon so you are able to increase the property value of your home!

*For more information, call Dima Ataev at 410-600-1030 or visit [www.adpgaragedoors.com](http://www.adpgaragedoors.com).* ■

# Worldwide Concrete

## FREE ESTIMATES!



Driveways | Basements | Walkways | Retaining Walls | Patios | Porches  
Brush, Stamped or Stained

# 410-987-3580

[www.worldwideconcreteinc.com](http://www.worldwideconcreteinc.com)

## Reinvent Your Kitchen With These Tips

### Continued from page 3

down on wasted steps. This notion may be about to change!

A new concept is making an appearance in kitchen designs, moving the triangle layout into a linear unit — a workstation where everything can be prepped, cooked, served and cleaned up in one convenient location. Imagine the convenience of being able to clean and prep everything from fresh veggies to a whole meal, serve the food in an attractive setting and clean up without taking a step.

Workstations were created as a central hub where every task in the kitchen can be accomplished. This evolutionary kitchen work line concept is much more

efficient than the traditional work triangle layout as it enables you to clean, chop, strain and mix easily and ergonomically in one space, using colanders and sliding boards to chop and drain food and then bowls to mix, prepare and serve your meal. You can then efficiently transition to cooking if you have a workstation near the cooktop.

The workstations are versatile as they are produced in many sizes to accommodate the smallest of New York-style kitchens to the largest of entertainment spaces. Depending on the room in your kitchen, there are both single- and double-bowl configurations.

Using different sliding boards and trays, you can quickly and conveniently

transform your prep-and-cook station into a serving station. Set out drinks in ice in the bowls and hors d'oeuvres on boards to create an ideal entertaining center. How easy is that? Containing the mess within one area keeps everything clean and tidy throughout preparing, cooking and serving. Entertaining becomes a breeze!

The workstations work well in both indoor and outdoor kitchens, creating a multifunctional workspace. They are perfect for the new trend of highly functional outdoor kitchens. They have work surface space and cleanup space in one unit. Add a grill and more of your summer time will be spent outdoors.

One such workstation

is The Galley. The Galley Workstation is thoughtfully designed, engineered and handcrafted in the USA. When installed, each workstation includes a culinary kit consisting of cutting boards, drying racks, and stainless steel colanders and bowls with custom platforms that slide above and below each other on the tiers inside of the workstation. An impressive selection of optional accessories is also available.

*Check out The Galley Workstation in the kitchen display at Kitchen Encounters. Imagine the difference a workstation could bring to your kitchen! For more information, visit [www.kitchenencounters.biz](http://www.kitchenencounters.biz).*



## MID-ATLANTIC DECK & FENCE CO.

**CALL TODAY  
– ESTIMATES  
ARE FREE!**

*Build Now, Pay  
later, 12 Months  
Same as Cash  
Based on credit approval,  
minimum payments  
apply. While offer lasts.*

**Building Trust Since 1986!**

800 Route 3 South Gambrills, MD 21054

[www.midatlanticdeckandfence.com](http://www.midatlanticdeckandfence.com)

410-544-1987 | MHIC#25165 | Licensed Insured



# Weed Control

Continued from page 10

kind of program helps give your lawn year-round support. It also helps eliminate weeds sprouting during different seasons and gives your lawn a blended diet through proper management of fertilizer, weed and insect controls. These programs usually contain seven to eight applications, and each application is adjusted to give your lawn what it needs at those times.

*Jeffrey Probst has owned and operated Turf and Landscape Management in Severna Park since 1991. He can be reached at 410-255-7402.*

# Three Ideas You Need To Know

Continued from page 4

invest in composite decking.

## 2. Light Up Your Outdoor Living Space

Nothing cultivates an inviting atmosphere like the warm glow of outdoor lighting, and nothing ups the value of your home quite like touches that invite luxurious living experiences. Especially if you've already invested in a gorgeous composite deck, adding lighting will allow you to keep the conversation going long after the sun goes down. Your guests — and prospective buyers — will thank you.

There are a wide range of options for permanent lighting solutions, ranging from riser lights to post caps lights. In addition, there are many attractive

railing options compatible with one or more lighting products, so you can establish a pristine perimeter at the same time you set the mood. When looking for home remodeling ideas to secure a return on investment, it's wise to keep lighting in mind — after all, no other feature illuminates the quality and beauty of your outdoor living space quite so well.

## 3. Punctuate With a Pergola

With their crisp columns and stately crossbeams, pergolas make for home remodeling ideas that pack a punch. Vinyl pergolas offer a variety of benefits, including:

- Shade for sun-drenched areas like decks and porches.

- Durability thanks to their advanced polymer composition that won't split, splinter or rot.
- An open roof that can support lush greenery or attractive shade canopies.

Pergolas also increase the value of your home by extending the option for outdoor activities with family and friends thanks to their sturdy, protective structures.

Fence & Deck Connection can help you reinvent any outdoor space, big or small, while extending your usable living space. The team offers several options in composite and PVC deck materials, and can provide guidance in creating an outdoor getaway for you to enjoy.



CENTURY 21 New Millennium



MATT WYBLE  
TEAM LEADER | PRESIDENT

SALES ASSOCIATES



STACEY GEMBICK  
VICE PRESIDENT  
TEAM OPERATIONS



SALLY MCGUIRE  
DIRECTOR OF MARKETING



JESSICA VERDE  
LISTINGS COORDINATOR



YUN ALE  
CONTRACT COORDINATOR



JOE SMITH  
MWT MENTOR



KAREN MURPHY  
MWT MENTOR



LYNN PEAPER  
MWT MENTOR



ANAÏS MESSAADI



CHRIS WILLIAMS



JEANNE PARKER



JULIE CORCORAN



KATE HEATH



LORENA GERARD



STEVE WYBLE

Hablo Español • Je parle français • 유창한 한국어로 도와드립니다



Maryland's #1 CENTURY 21 Team

Over \$275M Sold and 700+ Settled Transactions since being founded in 2010




2018-2019 BY THE NUMBERS

\$130M in Sales

Sold 305 Homes

Sellers received 98% on average of original asking price

The Matt Wyble Team of CENTURY 21 New Millennium is a quintilingual team of licensed real estate agents who work together to help clients buy, sell, invest and rent with continued excellence in customer service in English, Spanish, Korean, French and American Sign Language. The team has experience and expertise in today's real estate market, serving 14 Maryland counties within the past two years and earning the #1 CENTURY 21 Team award for 2019 production.



2019 Grand Centurion Award Winner



833.MWTEAM1 (833.698.3261)

TheMattWybleTeam.com | info@themattwybleteam.com



## The Birth Of A New Garden

**Continued from page 7**

it out, I quickly realized our planned garden area wasn't big enough!

One of the great ideas that Rick had was to create two separate areas: one for seasonal items such as tomatoes and lettuce that have to be planted every year so the ground can/ should be tilled each year before planting, and the other for perennial items such as the blueberries, blackberries, asparagus and rhubarb that will remain or come back each year. This area cannot be retilled without destroying the perennial plants.

And bless his heart, Rick said he would even

cover the blueberry and blackberry area with tall netting to keep out pesky berry-stealing birds!

So with our new drawn-out plans, we added another 20 feet to the garden to accommodate all of the plants we decided are must-haves. Rick went to pick up the tractor and tiller, and I repositioned the stakes 1 foot wider than the proposed garden area so it would provide the tiller clearance.

After making some lemonade to share for after the tilling — yes, I was channeling my inner Ree Drummond (the Pioneer Woman) — I heard the tractor coming up the road.

Rick got right to tilling

up the garden areas, and the soil looks great. He gave each row four good passes until the ground looked fresh and ready to plant.

To see what kind of soil we have, I took two mason jars and got soil samples from six locations in each garden. I used one jar for each garden area since they are in different locations in the yard. Tomorrow, we are taking those to Bowen's Farm Supply to get tested locally.

And then we can see what soil amendments and conditioners we need. Homestead Gardens recommends Biochar as a great amendment product and Bloom for soil

conditioning.

We've learned that even if we spend more for great plants, they won't thrive with their full potential if you don't have great soil to grow them in. So go get your soil tested now and get your beautiful dirt all ready for spring growing!

We'll write back and keep you posted on the process and production! And yes, that lemonade tasted especially good after we were finished with the tilling. Happy spring gardening to you!

*Susan Polm is the marketing manager at Homestead Gardens. She can be reached at 202-256-6121. ■*

# Bank Smart. Bank Local.

Turn Your Dream Home into Reality.



- Personalized mortgages with flexible loan options
- Competitive market rates that make owning your own home affordable
- Well-established relationships with local real-estate agents, appraisers and settlement companies
- Proudly serving your local neighborhood and community since 1949



Competitive Rates  
Local Lending Decisions  
Flexible Loan Options

Member **FDIC** [BofGB.com/mortgage](http://BofGB.com/mortgage) | **410-787-8594**



Glen Burnie | Crownsville | Linthicum | New Cut | Odenton | Riviera Beach | Severn | Severna Park

All interest rates, terms and fees are set by The Bank of Glen Burnie® and subject to change at any time. All loans are subject to credit approval. Consult a loan officer for complete details.

## Spring Lawn Care: The Essential Spring Checklist

**Continued from page 8**

of a thatch buildup, you could run into some problems. Too much thatch means your grass isn't getting access to all of the nutrients that it needs to grow strong and beautiful.

Signs that your lawn has too much thatch include:

- Your lawn feels spongy when you walk on it.
- Measure it with a ruler. If your thatch is more than three-fourths of an inch thick, you may need to break it up a bit.
- Do a wedge test. Using a trowel or shovel, cut out a small section of your turf. Make sure you go down into the soil. Pull the wedge out and you'll have a perfect cross-section of your lawn. You'll be able to see exactly how thick your thatch is. If it's more than three-fourths of an inch, it's time to break it up.

A great way to eliminate a thatch problem in your lawn is with a thatching rake. A thatching rake has sharp tips that are used to tear out the thatch. Make sure

to do this when your lawn is dry, as walking around on a wet lawn can cause even more problems for your turf. Use your thatch rake to re-rake your grass as if it were leaves. Once you've loosened up that layer of thatch, remove it and water your grass!

### Weed Control

Nothing ruins the look and feel of a lawn quite like weeds. Whether it's crabgrass, dandelions or anything in between, it's best to get ahead of these weeds before they get ahead of you. A great way to control weeds in your lawn is with pre-emergent and post-emergent herbicides.

Pre-emergent herbicides are best used in the early spring when the soil temperatures are below 55 degrees and the weeds haven't started germinating. Pre-emergents form a protective barrier in your soil that will make it difficult for weeds to take root and start to grow. They are a great way to protect your lawn

from weeds before they start to appear. Unfortunately, pre-emergent herbicides don't work on weeds that have already sprouted.

For already established weeds, you'll need to use a post-emergent herbicide.

If weeds are popping up in your lawn, a post-emergent herbicide is the way to go. Spray these herbicides directly on the weeds in your yard. The herbicide will systematically attack the weeds' root systems, resulting in total elimination and a weed-free yard.

Here are two post-emergent herbicides, each proving its own benefits:

**Systematic herbicides** — Most effective at controlling perennial weeds. The chemicals get absorbed into the weeds, destroying both the visible and invisible portions of the target weed.

**Contact herbicides** — Most effective at controlling annual weeds. They kill the weeds on contact, making it impossible for the plant to continue to receive essential nutrients for growth and

germination.

### After Weeds Arrive: Pull Them

Pulling weeds is one of the most tedious tasks of spring lawn care, but it's effective. Walk through your lawn and landscape, and hand-pull any weeds. Keep in mind, when you hand-pull the weeds, you have to ensure the roots also get pulled or else the weed will be back in no time.

Waiting for a wet day can help, as damp soil makes the weeds and their root systems easier to pull. If you pull the weed but miss the root, use a gardening tool to dig deep and remove the entirety of the weed's roots; otherwise the weed will keep growing back.

### Now You're Ready For Spring Lawn Care!

*Contact On The Green online or call 410-695-0444 to hear more about lawn care services and to get your free estimate.* ■

## Harness The Sun: Solar Panels And Your Home

**Continued from page 12**

cation are largely behind us. It helps to know your rights before you start the process, however, and you can reach out to your association to determine its stance on solar. Ideally, the HOA should have a policy in place already and not be making it up as your application comes in; however, if they use a case of first impression as an opportunity to shape a policy that will govern everyone equally, that is probably valid and in the best interests of the

association. Regardless of what the documents, covenants or bylaws say, a community association in Maryland may not impose restrictions on solar that significantly increase the cost of or significantly decrease the efficiency of the solar collector system. The only exception to that is for properties included in the Maryland Inventory of Historic Properties.

### Easements

Parties to a solar contract may wish to draft an

easement agreement to clearly state, upfront, the rights and obligations of both parties. According to Maryland law, such an agreement must include a description of the dimensions of the solar easement, including vertical or horizontal angles or the hours of the day on specified dates when direct sunlight to a solar array may not be obstructed. It must also state the restrictions placed on vegetation, structures and other objects that could block sunlight from

reaching the panels, and the authority for revising or terminating the agreement. For maximum enforceability and record notice, easements should be recorded in the land records of the county where the property is located.

*Brian R. Fellner is the founding attorney of Fellner Legal Services, LLC, located in Severna Park. To learn more, contact [bfellner@flslawyer.com](mailto:bfellner@flslawyer.com) or 443-906-0117, or visit [www.flslawyer.com](http://www.flslawyer.com).* ■

# Should I Hire A Pest Control Specialist?

**Eric Couslin**  
Paramount  
Yard Pest  
Control



**S**ome reasons to hire professionals are quite simple. They can allow you to spend quality time outdoors, prevent ailments like Lyme disease and malaria, and everything in between. I will touch on some reasons to hire the pros, and I'll give some do-it-yourself tips for proper Integrated Pest Management (IPM).

**Why hire a professional?**

The professionals have many products that are safe for humans and animals alike. Some are designed as broadcast sprays that, when

dry, leave no staining or residue and pose no health risks to humans or pets. Some are baits the insects eat and can take back to the colony to eliminate the masses. Always ask the technician for a product label. All licensed pest control companies have them at the time of service, and most companies offer all-natural solutions as well.

Professionals will also assess the area and target nuisance insects. They know where mosquitoes, ticks and any other nuisance insects breed and harbor, leaving the non-target insect habitat alone. Mosquitoes like cool, damp places like the underside of leaves, under decks or any shade areas. Different mosquito species feed at different times of the day.

**DIY Tips**

- Every two to three days, especially after any precipitation event, walk around and empty any standing water from flower pots, bird baths, children's toys, old tires, dog bowls, and any vessel that can hold water. Mosquitoes can lay hundreds of eggs in just a small amount of water.
- Fix all screens in the home and run the air conditioning as much as possible to prevent mosquitoes from coming into the home.
- Use fans; mosquitoes are poor flyers. The fans will make the air unstable and prevent mosquitoes from flying into areas you are sitting in.
- Keep the lawn mowed. Ticks like to hang around

in long grass and will attach to any warm-blooded animal or human that walks by.

- Allow as much sun to hit the yard as possible to keep it dry.
- Keep your gutters clean. Mosquitoes will lay eggs in standing water.
- Dress appropriately. Long pants and long-sleeve shirts prevent stings and bites.

*Professional-grade insecticides, along with general housekeeping, will keep you and your family safe and comfortable all summer long.*

*For more information, contact Eric Couslin with Paramount Yard Pest Control at 443-720-9987 or visit [www.paramountpestservices.com](http://www.paramountpestservices.com).*

# PARAMOUNT

YARD PEST CONTROL | ELIMINATE | DEFEND | PROTECT

## MOSQUITO CONTROL

*We specialize in outdoor pest control, mosquitos, ticks, fleas, and MORE!*

GREAT Customer Service & Locally Owned and Operated

Schedule your service TODAY! [paramountpestservices.com](http://paramountpestservices.com)

Call or Text **443.720.9987** (C) • **410.855.4018** (O)

Single Spray


**\$10 Off**

\*New customers only with full season program. Expires April 20, 2020

Seasonal Package

**15% Off**

\*New customers only with full season program. Expires April 20, 2020





**COVERED WITH THE COLORS OF SPRING?**

**A SPLASH OF PINK WILL TAKE CARE OF THAT.**



**MOLLY MAID**  
a Neighborly company

**\$100 Value - \$25 OFF Your First 4 Cleanings**

Weekly and Alternate Weekly Customers Only. New Customer's Only. Cannot be combined with any other offers. One per household. Expires April 1, 2020

**DON'T SWEAT SPRING CLEANING.**

Kick out the cold and kick off spring with a complete home cleaning from Molly Maid. Our professional cleaners will have your home spotless and smelling as fresh as the outdoors.

**MOLLY MAID OF CENTRAL ANNE ARUNDEL COUNTY**  
**410-349-8080**

Family Owned & Operated for 20 Years!

For a complete Spring Cleaning Checklist, visit [MollyMaid.com/SpringCleaning](http://MollyMaid.com/SpringCleaning).  
©2016 Molly Maid, LLC. Each Franchise is independently owned and operated.

**DESIGN TOPS** LLC  
CUSTOM COUNTERTOPS  
From Concept to Creation!!



**Countertops**  
Granite • Cambria  
Caesarstone • Silestone  
Corian • Laminate  
**Sinks**  
Stainless Steel Sinks  
Silgranit Sinks



Serving Maryland area for over 35 years. From new construction to home remodeling. **All our tops are custom made!!**

435 East Stiemly Ave Glen Burnie, MD 21060  
410-761-6336 | 410-761-6386 Fax  
[www.designtopslc.com](http://www.designtopslc.com) | [designtops@aol.com](mailto:designtops@aol.com)

**DESIGN TOPS** LLC  
CUSTOM COUNTERTOPS  
From Concept to Creation!!

**FREE Granite Vanity Top**

36" or smaller with sink from remnants with the purchase of a granite/quartz countertop 50 sq. ft. or more. Does not include removal of existing tops or plumbing. Limit 1 per customer. May not be combined with any other offer. Not valid on previous purchase. Expires April 30, 2020

**ELEMENTS of the HOME**  
**KITCHEN ■ BATH ■ REMODEL**



**Great Design, Impeccable Build**



Locally Owned Family Business Since 1999 | Full Remodeling Design Build Company | **COMPLIMENTARY CONSULTATION**  
844 Ritchie Hwy., Suite #104, Severna Park, MD 21146 | 410-844-5800 | [remodel@elementsofthehome.com](mailto:remodel@elementsofthehome.com) | [elementsofthehome.com](http://elementsofthehome.com)





# Scentsational Home

**Continued from page 11**

your other senses. It is not uncommon for people to think of smells that evoke particular memories. The blending of white tea and lavender takes me back to our family vacations in Cabo San Lucas. This scent smells like relaxation and family bonding.

Each room in your home serves a different purpose, allowing you to create specific scents to set the right mood. When choosing fragrances for a common area, you should select uplifting ones that create a comfortable and fresh environment. A **soy wax candle** is a natural and renewable source, providing a long-lasting, clean burn, and releasing a strong fragrance throw. If your space is large, a

fragrance diffuser is a great choice. A fragrance diffuser creates a long-lasting scent that can carry between one or more rooms.

The bedroom and other relaxing rooms of the house should be scented with fragrances to craft an ambiance to unwind. Fragrances that are sensual and soothing will establish the perfect balance for relaxation and peace. **Wax warmers** are a great way to enjoy the fragrance without a flame. Using a warmer, the wax melts by absorbing heat slowly, releasing aromas without burning the oils. Soy wax allows for a simple clean-up, allowing you to easily switch fragrances.

As you transition from one room to another, you

can offer an intermediate scent, allowing your senses to shift from one mood to another. Use a light scent that is alluring, woody and adds a soft, bold musk aroma that is refreshing yet not overpowering. A **reed diffuser** is a perfect way to add constant fragrance to these transition rooms.

A **fragrance spray** provides a quick and long-lasting mist to mask an unpleasant odor. Floral and citrus scents are great odor eliminators.

As you think of fragrances for your home, don't forget the ways you can use them for your body.

**Shower fizzies** are a fun way to use the steam of your shower to add fragrance-evoking energy, relaxation or focus. **Salt**

**and sugar scrubs** are a popular body treatment that are great for exfoliating your skin while leaving your skin scented, softer and smoother. Bath bombs or bath teas are a blend of soothing and softening botanicals, fragrances, and salts that promote relaxation and help alleviate dryness or inflammation.

*The Blended Essentials is a local family-owned business located at 562 Baltimore Annapolis Boulevard in Severna Park. For more information, contact Danielle Bowen or any of the friendly staff members at 410-544-2050 or theblendedessentials@gmail.com. Access the website at [www.theblendedessentials.com](http://www.theblendedessentials.com). ■*

## CUSTOMIZED AIR. THE LATEST SPRING TREND.



RECEIVE UP TO  
**\$1,600**  
IN REBATES  
when you purchase the Lennox®  
Ultimate Comfort System\*

OR

Enjoy no payments for the  
first 3 months when you  
finance a new Lennox® system  
for as little as  
**\$116 A**  
**MONTH\*\***



Air is life. Make it perfect.™

## Rethink your air for a perfect home.



**410-544-2606**

**BarstowHvac.com**

Family owned and operated  
since 1980

MD LIC# 16911, AA county # DJ-5647  
Offer expires June 12, 2020.  
\*Rebate requires purchase of qualifying items between March 9, 2020 to June 12, 2020. Qualifying items must be installed by June 19, 2020. Rebate claims (with proof of purchase) must be submitted (with proof of purchase) to [www.lennoxconsumerrebates.com](http://www.lennoxconsumerrebates.com) no later than July 3, 2020. Rebate is paid in the form of a Lennox Visa® Prepaid card. Card is subject to terms and conditions found or referenced on card and expires 12 months after issuance. Conditions apply. See [www.lennox.com/terms-and-conditions](http://www.lennox.com/terms-and-conditions) for complete terms and conditions. \*\*Offer available March 9, 2020 to June 12, 2020. Offer based on a retail price of \$10,000. Requires purchase of qualifying system. Financing available to well-qualified buyers on approved credit. No down payment required. No monthly payment required and no interest is accrued during the 3 month no interest no pay period. After the no payment period, the loan is rolled into 6.99% APR for 120 Months with equal monthly payments of \$116 a month. Normal late charges apply. Cannot be combined with any other promotional offer. Minimum loan amount \$3,000. Maximum loan amount \$100,000. You may prepay your account at any time without penalty. Financing is subject to credit requirements and satisfactory completion of finance documents. Any finance terms advertised are estimates only. See Truth in Lending disclosures available from lender for more information.  
© 2020 Lennox Industries Inc. Lennox Dealers are independently owned and operated businesses.

**Think Garcia for the Best Quality and Best Prices!**



**GARCIA PATIOS & LANDSCAPING, INC.**

**\$1,000 OFF**  
Any job over \$5,000

Must present coupon

**Expires April 1, 2020**

SEVERNA PARK VOICE - VOICE VALUES COUPON

**GARCIA PATIOS & LANDSCAPING, INC.**

Mention this ad and get  
**\$300 OFF**  
Any job over \$1,500

Must present coupon

**Expires April 1, 2020**

SEVERNA PARK VOICE - VOICE VALUES COUPON

**Garcia Patios & Landscaping, Inc.**

[www.garciapatiosandlandscaping.com](http://www.garciapatiosandlandscaping.com)

**410-798-4615**

**Patios, Retaining Walls, Stonework,  
Custom Decks, Landscaping, Yard Maintenance**

# How To Keep Ticks At Bay In Your Own Yard

**Kendra Burnett**  
Owner  
Mosquito Squad of Annapolis



**W**hile warmer weather and increased outdoor activities find more Marylanders outside, they also put people at greater risk for encountering ticks and contracting Lyme disease and other tick-borne diseases.

In addition to performing a tick check, homeowners can take other actions to reduce the tick population in their yards, thus reducing exposure for themselves, guests and their pets.

**1. Clear out**

Reduce your tick exposure

by clearing out areas where lawn and tree debris gathers. Ticks thrive in moist, shady areas and tend to die in sunny, dry areas. Locate compost piles away from play areas or high traffic. Separate them with wood chips or gravel.

**2. Clean**

Eliminate leaf litter and brush around the house and lawn edges. Mow tall grasses and keep your lawn short.

**3. Choose plants**

Select plants and shrubs that are not attractive to deer or install physical barriers to keep deer out of your yard.

**4. Check hiding places**

Know tick hiding places and check them frequently. Fences, brick walls and patio retaining walls are popular hiding places.

**5. Care for family pets**

Family pets can suffer from tick-borne disease and also carry infected ticks into the home. Talk to your veterinarian about using tick collars and sprays.

**6. Call the pros**

Professionals use barrier sprays that can kill live ticks on the spot, as well as “tick tubes.” Strategically placed, tick tubes prompt field mice to incorporate tick-killing material in their bedding, effectively eliminating hundreds of tick nymphs found in each mouse nest.

When people are outdoors away from home, the CDC recommends wearing long-sleeved, long-legged, light-colored clothing. Tuck pant legs into socks to refuse ticks an entry point. In addition, be sure to spray clothing and any exposed skin with a product containing 20%

diethyltoluamide — DEET — the most common active ingredient in insect repellents. Clothing and other gear, but not skin, can be treated with Permethrin, a chemical that will kill ticks and mosquitoes on contact and should last through several washings.

Finally, check carefully for ticks after being outdoors.

*With more than 300 franchise locations nationwide, Mosquito Squad specializes in eliminating mosquitoes and ticks from outdoor living spaces, allowing homeowners to enjoy their yards. Kendra Burnett, local owner of Mosquito Squad of Annapolis, has been fighting the bite in Anne Arundel County for more than 10 years. For more information, visit [www.mosquitosquad.com](http://www.mosquitosquad.com) or call 410-317-8385. ■*



# FIGHT THE BITE

End annoying and dangerous bug bites with the most trusted mosquito and tick control.

Free Estimates!

Call today **443-458-5443** or visit **MosquitoSquad.com**




**\$25 OFF**  
Initial Treatment



# MOSQUITOSQUAD

No Bugs. No Bites. No Kidding.

Time for  
a new  
home?



Are you ready to buy your first home or upgrade to a bigger nest? I'm here to help. Embrace has a mortgage product for virtually every type of borrower, and our proprietary programs will help you float above other potential buyers.

### Embrace offers:

- No Down Payment Program
- First-time homebuyer programs
- VA Jumbo loans up to \$1.5M
- Approved to Move™
- Conventional up to 97% loan-to-value (LTV)
- FHA, USDA
- Prime Jumbo
- Beyond by Embrace
- LOCK & SHOP, Extended Rate Lock\*
- Renovation loans

### When you work with Embrace, your options multiply.

*\*This is not a commitment to lend. Other conditions or fees may apply. Embrace Home Loans reserves the right to cancel this offer at any time. Interest rates are determined on the day you lock your rate.*



### Mary Beth Henderson

Sr. Loan Officer, NMLS ID # 212801  
c: 410.940.8405 | ph: 800.333.3004 x3518  
1907 West Street, Suite 102, Annapolis, MD 21401  
mhenderson@embracehomeloans.com  
[embracehomeloans.com/marybeth-henderson](https://embracehomeloans.com/marybeth-henderson)



Maryland Embrace Home Loans, Inc. NMLS ID # 2184

