

OCTOBER 2021

SEVERNA PARK VOICE

SERVING OUR COMMUNITY SINCE 1981

HOME & GARDEN

HOMESTEAD GARDENS Page 12

With a landscape division, a horticulture supply division and a native habitat center, Homestead Gardens is more than just a retail store.



HOMESTEAD GARDENS
LANDSCAPE DIVISION



CUSTOM FRAMING

Page 4 A framer can help you celebrate your family and their accomplishments.

GARAGE DOOR MAINTENANCE

Page 8 Annually, garage door accidents cause nearly 30,000 injuries.

KITCHEN UPGRADES

Page 14 Whether you want a full renovation or a refresh, make your project a beautiful investment.

Landmark Roofing Is A Trusted Local Choice For Exterior Home Improvement Needs

Landmark Roofing is a locally owned company dedicated to superior customer service and providing clients with the best solutions for roofing, siding, windows, gutters and doors. Owners Artie Hendricks and Rob Calhan invest in training for their employees to ensure they have the most current information on the various products they install. Landmark is a GAF MasterElite roofing contractor. MasterElite roofing contractors make up only three percent of all contractors in the United States, so it is in a homeowner's best interest to ensure they are dealing with a roofing company that has this earned distinction. Landmark Roofing is proud to have attained the MasterElite status with GAF.

Is your home 15-plus years old? This is a key timeline for your roof. If your home and roof are 15-plus years old, it is time to have your roof inspected to see how it is performing and holding up. It is always best to be proactive in getting a roof inspection, which Landmark Roofing provides for free.

If you have a 15-year-old roof or older, and you wait until you see visible signs that your roof is failing, such as water marks on your ceiling,

and mold, your costs will be substantially higher as you will need to have not only a new roof installed but will have to have inside drywall work done, mold mitigation, and painting, to note a few things. When your home is subjected to summer heavy storms, such as what Hurricane Ida just brought to our area, you should get a roof inspection for any potential damage. You want your roof to be ready for the fall and winter season. Being proactive is always the lowest cost alternative!

Having insurance specialists on staff is important for a roofing contractor. It takes a lot to navigate the insurance process, but there can be a huge savings for the homeowner. An insurance specialist can help the homeowner navigate the insurance process should the homeowner have damage or have a roof for which the materials are no longer produced, making a repair with matching roofing material not possible. "Homeowners pay a lot for insurance for a reason," said Calhan, Landmark Roofing's co-owner and president of sales.


"We've seen, over the years, a lot of storm damage in this area, and homeowners might not know if they can get the damage fixed at no cost, so we help them navigate them through it all," Calhan added. "At Landmark Roofing, we have invested in dedicated insurance specialists to help homeowners to understand the insurance process and to help navigate your roofing and siding claims with their insurance company."

Siding is another key element of the home. Landmark Roofing offers several vinyl options as well as the increasingly popular James Hardie fiber cement siding products. Landmark Roofing is proud of its James Hardie ElitePreferred Contractor Alliance certification. This is the highest certification that James Hardie offers and based on stringent requirements.

Fiber cement siding is increasingly popular per the ABC Supply PR Council, a national organization that provides advice and insight for contractors. According to the ABC Supply Council, the use of fiber cement siding products is increasing across the country. James Hardie Fiber cement siding products offer several benefits: they look like wood siding, are more durable to bad weather, they are fire and heat resistant, and termites, carpenter bees and other wood-eating insects do not eat cement fiberboard. The ABC Supply PR council also noted the trend to darker and bolder colors with dark gray and deep blues, which continue to be favored colors in 2021.

Windows, gutters and doors are key items not to be overlooked and all are offered by Landmark Roofing. Elevate your home interior and exterior with a wide variety of custom doors to include vinyl patio doors. Window replacement is one of the fastest ways to save money, with benefits outweighing the costs of replacing old windows. Energy efficiency is the most important quality homeowners are looking for today. Landmark offers a wide variety of energy efficient windows.

Gutters systems offered by Landmark Roofing include seamless aluminum gutters systems to whisk water away from your foundation, sidewalks, patios and other high-traffic areas. Ask Landmark about its popular gutter covers for those homes prone to clogged gutters





LANDMARK ROOFING

from nearby trees. Landmark gutter covers keep leaves, twigs and other debris from reaching the downspout unobstructed even in the autumn months.

Giving back to the community is a core value at Landmark Roofing. Artie Hendricks and Rob Calhan have stated that Landmark is more than a roofing company and must have a positive relationship in the community. To illustrate, Landmark gives a free roof away to families in need annually. This year, they helped a second family by providing free windows and doors where the mother is currently battling cancer.

Landmark has supported the Polar Bear Plunge, Boys Hope Girls Hope, Baltimore Washington Medical Center Foundation, the Fight Colorectal Cancer organization, the NET Cancer Research Foundation, Severna Park Community Center, and Severna Park High School athletics to name a few causes. Landmark currently is constructing a roofing cover for SPAN in Severna Park for a distribution area that will keep the staff and patrons dry. The team also was recently honored with the Harmony Award by the Severna Park Arnold Chamber of Commerce for their philanthropic efforts.


“Our commitment to the community has always been to help and serve to the best of our abilities where we can and to improve ourselves

every day to better serve our clients and community,” Hendricks said.

Calhan added, “Helping to take care of our community is a driving force behind our company.”

Put your mind at ease. Instead of worrying about what condition your roof is in, call Landmark for a free consultation to know for sure! The Landmark Roofing pros will give you an expert assessment, advise you about how to be proactive and what you may need to do in the future to protect you home. You will have peace of mind knowing that your family will be protected from a local company that is motivated, invested and wants to ensure that their customers are always 100% satisfied.

For more information about Landmark Roofing, call 443-223-7453, email info@roofingbylandmark.com or visit www.roofingbylandmark.com.



SPAN Distribution Area Roofing Cover



Severna Park Owned and Operated | Licensed & Insured
 MHIC #133042 | Financing Is Available

443-274-5778 | www.roofingbylandmark.com



How To Find A Good Custom Framer

Our environments have a huge effect on how we feel, and now maybe more than ever before, it is important to focus on home and what makes you happy. We all are working through these unusual times and one thing that can help is to make your home a place to celebrate your family and their accomplishments.

Dawn Wilson
Side Street Framers & gift gallery



Finding an experienced custom framer can help you accomplish that. Framing needle works, children's art, and shadowboxes that feature memorabilia are some of the ways to make your home reflect your family. Another idea is framing jerseys and sports items to help create a "game room," or movie posters to help create a "movie" room. Your framer should help you create rooms that reflect your personality, your family and your lives.

Now is a good time to start thinking about creating one-of-a-kind gifts through custom framing. The holidays will be here before we know it. Gather your items and look for a framer with experience who does the work in house. You don't want to risk your items being lost or damaged by using a business that sends your items out to be framed.

Continued on page 18



Side Street Framers & gift gallery

Specializing In:

- Custom Picture Framing
- Photo Restoration
- Shadow Boxes
- Locally Made Arts and Gifts
- And Much More!



New pastels by Tressa Hommel

Great selection of Lifetime Candles and art to make your house feel like a home!



Caring For Your Concrete In The Winter



Summer Hoder
Worldwide Concrete

With cooler temperatures upon us, it's a good time to start thinking about how to properly care for your concrete in the winter. Harsh elements like ice and snow, as well as freezing temperatures, cause many homeowners to use products such as salt or deicers to prevent slipping or falls. Preparing those surfaces properly is important for the longevity and beauty of your concrete, but knowing the right care is crucial.

Here are some things you can do to help protect

your concrete surfaces from the elements. One option for extending the life span on your concrete is to seal it. Be sure to clean your concrete surface and allow proper dry time before applying sealant.

Clearing it quickly is key. In the event of inclement weather (ice or snow), it is important to clear the surface as quickly as possible due to the freeze thaw cycle in Maryland. This freeze thaw cycle — causing the concrete to expand and contract — could eventually lead to cracking. It is advised to use a plastic shovel instead of a metal shovel and sweep remaining snow or ice with a broom. Metal shovels can damage concrete surfaces.

Although salt seems to

be a quick and easy way to prevent slips and falls with ice, unfortunately, this easy fix can prove disastrous for your concrete surfaces. Salt alone can cause “water-like” stains on the concrete and eventually can begin to deteriorate the surface. Many of the chemicals used in deicers are highly corrosive and can severely damage your new or older concrete surfaces. We recommend using an alternative. One option is sand, which will not harm the concrete and will also provide traction for walking. Another substitute for salt or other deicing chemicals is cat litter, but this tends to be costlier. If salt and chemical deicers are your only option, make sure to get them off the surface as quickly as pos-

sible and avoid deicers that contain ammonium nitrate or ammonium sulfate.

Most of the time, the damage from winter is not visible until spring when you find your patio or driveway with spalling and/or pockets where you can see aggregate starting to show.

Concrete surfaces can be a durable addition, bringing beauty and functionality to your home in many ways, which is why proper care is important.

For more information, contact Gary or Lindsay at 410-987-3580. As a family business, Worldwide Concrete has been serving the Severna Park area since July 2007. Check out the website at www.marylandconcretepro.com. ■



FREE ESTIMATES!



Driveways | Basements | Walkways | Retaining Walls | Patios | Porches
Brush, Stamped or Stained

410-987-3580

www.worldwideconcreteinc.com

Fall In Love With The Convenience Of A Screened Porch

Nicole Bailey
Fence & Deck
Connection



“A new screened porch offers numerous benefits depending on how your family plans to utilize the addition.”

Maryland's weather is notorious for being unpredictable. You've probably even heard the saying, "If you don't like the weather, just wait five minutes." While it's true that our weather is known for changing dramatically in short periods of time, overall, we're lucky to possess a temperate climate and enjoy four distinct seasons. With pleasant springs, mild fall temperatures and lengthy summers, investing in a screened porch that serves as an "outdoor living room" offers maximum enjoyment and relaxation all year long!

A new screened porch offers numerous benefits depending on how your family plans to utilize the



addition. Along with added space, a screened porch increases your home value and provides a comfortable place to enjoy the outdoors, protected from the elements. There's nothing worse than planning a weekend

Continued on page 20

Let us help you create your outdoor *Dream Space*

FENCE & DECK CONNECTION
RESIDENTIAL & COMMERCIAL

www.FenceAndDeckConnection.com

FOR A FREE DESIGN CONSULTATION
CALL 410-757-5511

CHOOSE THE BEST

- Lifetime Structural Warranty
- Incredible Financing Offers
- Award Winning Customer Service

AWARD WINNING & HIGHLY ACCLAIMED

MHIC#45780



Get Outside!

Helping our neighbors build a better, healthier and more beautiful world

Himmel's Fall Festival

Every weekend starting Sept. 25-26 through Oct. 30-31, open to close. Stop in and enjoy the free events!

EVERY WEEKEND IN OCTOBER

Open to Close

- Moon Bounce
- Face Painting
- Pumpkin Painting
- Crafts
- Music
- Photo booth
- Donuts and Cider
- Food trucks

Fall Wreath Workshop

Saturday October 9th • 10AM – 1PM • \$30

Facilitated by Rachel Maher, Designer and Horticulturist @ Himmel's

Pumpkin Succulent Planters

Sunday, October 10th - • 10 AM – Noon • \$20

Facilitated by Elizabeth Elliott @ Himmel's

A Foxy Way to Learn Your ABCs

Saturday, October 16th • 10 AM – Noon

FREE for grades pre-K – 2

Presentation and book signing by author Vicki Paulas

Seasonal Herbal Remedies - Fire Cider and More!

Saturday, October 23rd • 10AM – Noon • FREE

Facilitated by Rachel and Elizabeth @ Himmel's

103.1 WRNR Live @ Himmel s with Rob Timm

Saturday, October 23rd • 1PM – 3PM • FREE

Stop by and say hi to WRNR's Rob Timm! Prizes, raffles, games and educational activities for the kids!

Beginner Bonsai Workshop

Saturday November 6 • 11am - 2pm • \$20

Facilitated by the Maryland Bonsai Association



Himmel's Famous Fall Package!

\$59.99 (an \$80 Value!)

Includes:

- (1) Regular Pumpkin
 - (2) Spookies (small pumpkins)
 - (3) 9" Mums
 - Cornstalk Bunch
 - Indian Corn Bunch
 - Mini Straw Bale
- ...while supplies last



100%
Woman-Owned
and Operated



Leaf Removal
and
Fall Cleanup



Seasoned
Firewood
Delivery

HOURS:

Monday - Saturday 8AM - 5PM

Sunday 9AM - 4PM

WWW.HIMMELSGARDENCENTER.COM

410-255-7730

4374 Mountain Road | Pasadena, MD 21122

Get Your Fall Garage Door Checkup



Many homeowners express great pride and satisfaction in repairing things around the house. And for areas they don't fully understand, the internet provides unlimited do-it-yourself (DIY) tips and videos that inform and educate. However, garage door systems are among some of the items around the house that homeowners are not qualified to repair. Annually, garage door accidents cause nearly 30,000 injuries and dozens of deaths due to crushing (garage doors can weigh 100 to 200 pounds).

We simply expect our garage doors and openers to function reliably for years without giving them any thought. But like any other system in your home, the key to continued effective and safe operation is establishing a regimen of periodic maintenance. And fall is a great time to get your garage door system checkup!

On average, a garage door opens three to five times a day and over 1,500 times annually. This can lead to a significant amount of wear and tear on all parts. The typical garage door has the life span of nearly 20 years, but the most important garage door torsion spring, which bears the brunt of the lifting weight, has an average life span of nine to 10 years. To



ensure years of safe operation, it is a wise idea to have your garage door system inspected every spring and fall by a qualified professional.

On a monthly basis throughout the year, here are some basic regular maintenance tips you can safely perform yourself:

1 Lubricate
It is important to regularly lubricate all moving parts in your garage door system. Lubricate the chain drive and rollers, ensuring that you wipe off excess oil.

2 Tighten
As you are lubricating parts, be sure to tighten any loose fittings or rollers with the appropriate socket wrench. Parts that become loose and are not tightened can lead to major breakdowns.

3 Inspect and replace
If you notice worn rollers, replace them quickly. Regularly inspect your entire door system.

Continued on page 19

ARMIN'S
GARAGE DOORS

Garage Door Sales, Installation, Service & Repair

Serving Central Maryland and The Eastern Shore For Over 40 Years!

We Provide Expert Service For All Residential & Commercial Garage Doors!

Call Us TODAY For A Quote!



Central Maryland — **410-729-0084** | Eastern Shore — **410-827-8400** | Toll Free — **800-773-7829**
www.arminsgaragedoors.com



Stephen Wheatley
50 East Remodeling

“ A new bathroom is still one of the best investments you can make when it comes to home remodeling. Not only do you get the added value to your home, but you also get to use and enjoy the benefits of a newer and modernized bathroom.”

Planning a bathroom renovation can easily become overwhelming and also leave you over budget. A new bathroom is still one of

Continued on page 18

Planning A Bathroom Renovation? Consider This



EAST
REMODELING

MHIC#
102366

BATHROOMS & MORE



Severna Park Voice readers mention this and receive a 15% discount.

410-500-2266
50EastRemodeling.com



A HEALTHY HOME IS A CLEAN HOME.

We use **professional-grade cleaning products** to disinfect surfaces and help combat the germs that can be lurking around your home.

Trust the cleaning professionals

- Affordable Price
- No Contracts
- Professional Quality
- 24-hour Clean Warranty
- Call For a Free Estimate

MOLLY MAID OF CENTRAL ANNE ARUNDEL COUNTY

410-349-8080

Visit us at MollyMaid.com to learn more.

©2020 Molly Maid, Inc. Each franchise independently owned and operated. Molly Maid is a member of the Service Brands International family.



Family Owned & Operated for 23 Years!



\$100 VALUE \$25 OFF YOUR FIRST 4 CLEANINGS

New customers only. Cannot be combined with any other offers. One per household. Weekly and alternate-weekly customers only. Expires 11/30/2021. Other restrictions may apply.

MOLLY MAID OF CENTRAL ANNE ARUNDEL COUNTY

LKC Construction CORPORATION
"Your affordable local contractor"

410-672-6618

www.LKConstruction.com
8373 Piney Orchard Parkway Suite 200 Odenton, MD

How Old Is Your Roof?

\$600 off full roof and gutter replacement
*exclusions may apply

Free detailed estimates by email, no appointment necessary.
Your Affordable Local Contractor

*Ask about VA/Community Discounts.

Roofing | Attic Insulation | Siding | Trim | Windows | Doors | Gutters & Downspouts



Licensed | Bonded | Insured
MHIC #124965

Preventing Water Damage To Your Home

Nick Whittles
SERVPRO of
Annapolis/
Severna
Park



Fall is one of the most scenic times of the year with the changing colors of the leaves and lowering temperatures. Fall is also a great time to inspect your home for potential problems that could lead to water damage inside your home.

To prevent any potential water damage to your home, here are some helpful tips:

Leaves and pine needles can block storm drains and often cause basement flooding. In Maryland, we have a variety



of hardwood trees with large leaves as well as numerous types of pine trees, which shed their needles each year. Homeowners should clear their storm drains in

the fall and reinspect during the winter. For window wells, the same principle applies, as they should be clear of leaves and debris. Window well covers are a

great idea as well to prevent clogging.

Gutters can also get clogged with leaves and debris, and it is important to have your gutters cleaned every year to prevent any water from getting through the flashing and leaking into your home. There are services that will do this cleaning for you and give you peace of mind. Also, clear the area where the water from your downspout empties onto your lawn as you want the water to run away from your home. If the downspout area is clogged with leaves and debris, the water may run into your foundation and create water issues in your home.

Continued on page 22

WATER STORM MOLD FIRE



24 HOUR EMERGENCY SERVICE



COMMERCIAL AND RESIDENTIAL



Fire & Water - Cleanup & Restoration™

SERVPRO® of
Annapolis/Severna Park

410-647-8181

servproannapolissevernapark.com

Independently Owned and Operated

Over 1,700 Franchises in North America

SERVPRO® Franchise System Serving
Since 1967



Like it never happened.®

Mention this
advertisement
and receive a

**\$10.00
GIFT CARD**

Gift card is awarded after service
has been provided. Offer expires
December 31, 2021.



More Than A Store: Homestead Gardens Is A Sensory Experience

By Zach Sparks

For anyone who enjoys hayrides, apple-bobbing and foliage, fall is a special season. It's also a particularly exciting time at Homestead Gardens.

"Our stores are transitioning from flowers and shrubs for summer enjoyment to everything fall: mums, pansies, ornamental peppers and kale, and of course, seasonal décor and gifts," said Brian Riddle, the president and CEO of Homestead Gardens. "We also have a food court on weekends."

Fall brings new displays to the store, new opportunities to give back to the community and also a renewed enthusiasm for gardeners.

"Right now is the perfect time to plant," Riddle said. "You want to get plants in six weeks before the first frost. In Maryland, that tends to be in November. We

have plenty of material in stock to help gardeners plant now what they want to enjoy next year."

Whether a person is planting annuals, perennials, trees or shrubs, they can consult the specialists at Homestead Gardens for advice. Two of those experts are Heather Wheatley and Zach Ebaugh.

"They are both experts who can help if you have any gardening questions. Our customers need to know the perfect plant for the ideal spot, and Zach and Heather are uniquely qualified to help with those questions," Riddle said.

Guest experts like Barry Green, president of the lawn care company Jonathan Green, and Kathy Jentz of Washington Gardener Magazine, frequently visit Homestead Gardens in person or through virtual meetings to



answer questions and give advice.

With a landscape division, a horticulture supply division and a native habitat center, Homestead Gardens is more than just a retail store. Shoppers can browse Evelyn's Boutique for handbags, jewelry, fashion accessories and kids apparel.

"Our mission is truly to help make our customers' lives more beautiful and to maximize their enjoyment of the outdoors on their property," Riddle said. "When you visit our stores, you should be inspired to create unique gardens and landscapes. We're here to help you discover, learn, and grow great gardens."

Anyone can learn from the experts in person or by watching informative videos on Homestead Gardens' social media sites, or extensive library of blogs and videos on its website.

The Homestead Gardens team is proud to meet the community's needs through its stores but also by their engagement in community service. The store partnered with Anne Arundel County Food Bank as part of Hunger Action Month in September, and will support Anne Arundel Medical Center Rebecca Fortney Breast Center and the Delaware Breast Cancer Coalition in October. The store helps schools, nonprofit organizations, and other groups nearly every day

with donations, plants and landscape design.

Throughout the year, Homestead supports many community organizations: Maryland Hall, Bello Machre, Annapolis Maritime Museum, South River Federation, SPCA of Anne Arundel County, and more.

Homestead Gardens has three locations: Severna Park and Davidsonville in Maryland, and Smyrna in Delaware. The Severna Park location is at 522 Ritchie Highway and the Davidsonville store is at 743 West Central Avenue.

The Davidsonville location boasts 240,000 square feet of retail space and the Severna Park store offers 35,000 square feet of retail space. Each site also offers outdoor lighting, garden accessories, casual furniture, gifts and more.

Families are welcome to visit any of the Homestead Gardens centers and enjoy all they have to offer during fall.

"It's a beautiful place — the sights, the sounds, the scents," Riddle said. "You don't come just to shop. It's an experience."

Store hours are 9:00am-6:00pm Monday through Friday, 8:00am-6:00pm Saturday and 9:00am-6:00pm Sunday. For more information, visit www.homesteadgardens.com or find Homestead Gardens on Facebook, Instagram and Pinterest. ■



Food Truck Court

Weekends Through October 31

Davidsonville store at 743 West Central Avenue

As a part of Homestead Harvest Weekends, the Food Truck Court will be available to the public every Saturday and Sunday from 11:00am to 4:00pm at the Davidsonville location only.

Homestead Gardens will feature Beard's Creek BBQ, Homestead's own doughnut truck, Agape Café, and kernel popcorn. Enjoy a variety of food options and festive treats for the whole family.

Design and Plant a Tranquility or Meditation Garden

Tuesday, October 5, from 7:00-8:00pm

Zoom • Free

Science has proven that spending time outside is good for your health. So is gardening. So is meditation. Combine the three in a healing garden that inspires meditation and tranquility. Kathy Jentz, editor of Washington Gardener Magazine and host of the popular "GardenDC" podcast, will share tips for creating your own healing garden. Check the Homestead Gardens website and social media for an updated Zoom link.

DIY Holiday Gifts: Forced Amaryllis and Paperwhite Bulbs

Friday, October 8, at 7:00pm

Zoom, Facebook Live or YouTube • Free

Washington Gardener Magazine editor and publisher Kathy Jentz will teach you the basics of forcing bulbs like paperwhites and amaryllis just in time for the holiday season. Then, she'll cover secrets behind tricking spring-blooming bulbs like tulips and daffodils to flower indoors over the winter. Register via Zoom at this link: <https://us06web.zoom.us/join/register/tz0vf-guqd0jhdz3-v3lneusbgarvd4ghte>. You can also catch this class on Facebook Live @homesteadgardens. If you miss the class, you can find a recording at www.homesteadgardens.com or on the YouTube channel @homesteadgardens.

Children's Pumpkin Painting

Saturday, October 9, from 10:00am-2:00pm

Severna Park store at 522 Ritchie Highway

Choose your favorite pumpkin from the pumpkin patch, then bring it to the tent and make it your own! You buy the pumpkin and Homestead Gardens provides the supplies. A perfect outing for your whole family.

Flocktober: Winterize your Chicken Coop Class

Sunday, October 24, at 2:00pm

Davidsonville store at 743 West Central Avenue

Join Homestead in discussing the importance of winterizing your chicken coop. You will learn more about proper ventilation, bedding and diet. With all this information, your chickens will be happy and healthy through the winter months.

Everyone in attendance will get exclusive discounts and be entered to win chicken-related swag. Register at https://share.hsforms.com/11_ERnaFnRdiuOdWqClwwg3718j.

Caring for Seasonal Plants and Holiday Houseplant Gifts

Friday, November 5, at 7:00pm

Zoom, Facebook Live or YouTube • Free

Have you ever given or gotten a beautiful blooming poinsettia or amaryllis and then slowly watched it decline? What a New Year's bum! Kathy Jentz knows how you feel! This talk will teach you how to care for classic seasonal plants like poinsettias and Christmas cactus. We'll also talk about green holiday gift ideas for the gardeners in your life (or yourself). Register via Zoom at this link:

<https://us06web.zoom.us/join/register/tzeqf6orzsrd-dwqsmjsjovme80tg5ctglpu>. You can also catch this class on Facebook Live @homesteadgardens. If you miss the class, you can find a recording at www.homesteadgardens.com or on the YouTube channel @homesteadgardens.

HOMESTEAD GARDENS UPCOMING EVENTS

Kitchen Upgrades Are

Kristy Wallace

Severna Park Kitchen and Bath



As we look forward to the holiday season and a hopeful return to family gatherings and entertaining,

Severna Park Kitchen and Bath knows that the kitchen is the heart of those gatherings. It is by far the most lived-in space and worth devoting attention and time to updating. We would like to share with you some tips on how to invest in your kitchen. Whether it is a full renovation or a kitchen refresh, here are the core areas that will make your project a beautiful investment.

Quality cabinetry

A solid foundation is key to investing in a beautiful kitchen. While photographs in magazines and blogs can share touched-up home-owner-painted cabinets that look pretty on screen, what is hiding behind those doors may tell a different story. Invest in solid cabinetry that has a plywood box, soft-close doors and drawers, and some type of warranty. That way, when you top that cabinetry with a new countertop, or install a new sink, you can trust the foundation that you've built in your kitchen. Also, it will save you time and money in the long run if you work with a design professional who has invested their own time and career researching the best cabinetry available.

Timeless countertops

Countertops have become a significant investment in the kitchen renovation process. Striking natural stone and maintenance-free quartz can add character and shine to a kitchen. Our designers recommend that you choose colors that are neutral and classic so that they can stand the test of time.

Thoughtful backsplash

Taking time to shop backsplashes for your kitchen can go a long way! Use your cabinetry and countertop materials to help you select something that is classic but unique. You do not have to break the bank to create a big impact with tile. Applying an otherwise stock tile along an entire wall (floor to ceiling) can make your whole kitchen look expensive. Thoughtful ideas like switching from subway to herringbone, or selecting tile that is the right scale for your kitchen, both personalize a kitchen and create a wow factor.



A Worthwhile Investment

Appliances that fit your lifestyle

Appliances are no longer a one-size-fits-all. Gone are the days of standard sizes, so select appliances that fit the scale of your kitchen and the way that your family lives. Did you know that many appliances have gone digital and you can actually preheat the oven from your phone? Did you know that some refrigerators have internal air purification systems? Take time to see and work the appliances in real life, visiting local showrooms so that you can get an understanding of the functionality and size of the appliances. We recommend going to a professional dealer so that you can get to know what new features are available and what is worth the investment for your family.

Finish strong with hardware

Do not underestimate the impact of great hardware on your kitchen cabinetry. There are so many beautiful and affordable options, and that last little detail makes a big impact. For example, adding a rich cabinetry hardware finish like aged brass gives dimension to otherwise stock cabinetry. Or consider oversized pulls for long drawers to make a dramatic statement. Remember, design is in the details.

Cheers to this season of gratitude and celebration. If you want to learn more about kitchen renovations and are thinking of ways to update your gathering space, please reach out to one of our experienced designers. We'd would love to work with you! ■



Fall In Love With Your Kitchen



SEVERNA PARK
**KITCHEN
& BATH**

443-784-1325
spkitchenandbath.com

Home Upgrades For Better Indoor Air Quality

Courtesy of Family Features

When most people think about air quality, they're typically thinking about outdoor pollution. However, according to the U.S. Environmental Protection Agency (EPA), the air inside your home can be as polluted, or even more so, than the air outside. The concentrations of some indoor pollutants can be as much as two to five times higher than typical outdoor concentrations.

This is partly due to increasingly energy-efficient home construction and the growing use of synthetic materials in furnishings and interior finishes.

The air inside your home also contains pollutants from everyday activities like cooking, bathing and cleaning. A family of four can produce the equivalent of 22 to 30 pounds of moisture per day from normal activities, according to the Institute of Specialist Surveyors and Engineers, while household cleaners and products like paint, upholstery, carpeting and plastics can release chemicals containing volatile organic compounds. Pets and dust mites also contribute to poor air quality.

On average, Americans spend an estimated 90 percent of their time indoors, according to the EPA. All that time with minimal access to daylight and fresh air can take a toll on your health. For example, damp and moldy environments can increase the risk of developing asthma by up to 40 percent, according to research published by the Fraunhofer Institute for Building Physics.

Particularly after all the extra time at home due to the pandemic, homeowners are placing greater emphasis on home design and habits that promote health and wellness. These steps for managing indoor air quality can help you create a healthier home.

Support your HVAC system

Many homeowners assume their heating and cooling (HVAC) system is adequate to manage their home's indoor air quality. Typically, these systems only circulate existing



indoor air, so you're missing out on the benefits of circulating fresher, cleaner air.

What's more, without regular servicing and frequent filter replacements, it's easy for standard HVAC systems to fall short. This is especially true in older homes or in households where there's a high volume of allergens like dust or pet dander. Adding standalone or integrated devices can help give your HVAC system some extra support. Air purifiers can effectively help filter pollutants while ultraviolet lights purify the air and help control pollutants like bacteria, mold and mildew.

Another common pitfall is humidity control. Too much moisture in the air can contribute

to significant air quality problems. On the other hand, air that's too dry can promote dusty, abrasive conditions that are hard on allergies and other respiratory conditions.

Improve fresh air ventilation

When it comes to upgrades that improve air quality, better fresh air ventilation is near the top of the list for many homeowners. Improved ventilation allows you to clear out stale, polluted indoor air and circulate fresh, outdoor air in your home.

Polluted air tends to stagnate at the ceiling, so one effective and energy-efficient way to create natural ventilation is with skylights that open. Sometimes called venting or operable skylights, when you open skylights in combination with vertical windows, you create natural airflow that can help release indoor air pollutants and bring in fresh, clean air to keep your home. This concept is known as the chimney effect. Warm air naturally rises and escapes from open skylights while fresh air is drawn inside through the windows. This practice can reduce your reliance on air conditioning, improving your home's overall efficiency and keeping a lid on cooling costs.

Keep up with cleaning

Textiles like carpeting, rugs and window treatments can harbor a great deal of dust and dander that reduces air quality. It's important to regularly clean and air out these decorative fabrics and surfaces, especially

thick carpet that is likely to host dust mites and bacteria. Remember air quality while you're cleaning, too, and opt for cleaning products with fewer chemicals. When possible, use microfiber cloths and natural materials like white vinegar and soap flakes.

Avoid adding to the problem

Burning a candle may make a room smell fresh and clean, but it's doing little to help improve your air quality. In fact, you're just masking

HEALTHY AIR AT HOME

A healthy home is a happy home. Consider these tips to improve indoor air quality.

WHOLE HOME
Bring in fresh air
Maximize natural light

BATHROOMS
Limit use of air fresheners
Control moisture with exhaust fan

LIVING ROOM
Avoid candles
Properly vent fireplaces

BEDROOMS
Vacuum carpet often

KITCHEN
Use natural cleaning products
Cook with the exhaust hood on

BASEMENT
Change filters regularly

For more ideas to create a healthier indoor environment, visit whyskylights.com.

Continued on page 18



**Mike
Archer**

NMLS ID# 476343
443.226.2030

**Brad
Fowler**

NMLS ID# 455859
703.254.6658

**Marshall
Feldman**

NMLS ID# 141786
410.279.3529

**Tony
Leighty**

NMLS ID# 1525341
443.623.3882

**Patrick
Hunter**

NMLS ID# 2070811
443.974.3817

We are committed to your homebuying success!

Becoming a homeowner comes with a lot of rewards, as well as added responsibility. Deciding to make such an important purchase is specific to your lifestyle. Call us to discuss the benefits and considerations before you begin the buying process.



FIRST HOME

M O R T G A G E

SEVERNA PARK BRANCH

Branch NMLS ID 875197

410.544.5656 | 231 Najoles Road, Suite 235 | Millersville, MD 21108

**This is not a guarantee to extend consumer credit. All loans are subject to credit approval and property appraisal.
First Home Mortgage Corporation NMLS ID #71603 (www.nmlsconsumeraccess.org)**



Planning A Bathroom Renovation? Consider This

Continued from page 9

the best investments you can make when it comes to home remodeling. Not only do you get the added value to your home, but you also get to use and enjoy the benefits of a newer and modernized bathroom. Here are a few things for you to consider while planning your next bathroom renovation.

TILE

The 1990s are over and so are plastic shower walls and plastic shower pans. Many new shower areas are being completed with custom tile and built-in shelves. Porcelain, ceramic, granite and glass are all options, and each has their own benefits. A skilled tradesman can make your tile bathroom look like a magazine photo. The long-term quality and benefits of tile far outweigh plastic walls and retrofitters. Designing a new tub/shower area can be exciting with all of the different tile stores and options available.

BENCH

Have you considered a bench in your new shower? This will not work for a new tub; however, some bathrooms are being converted from tubs to showers with a bench. Your contractor can work with you on size and location. Some benches can be very stylish and covered with marble or tile. A typical bench seat is

just large enough and the perfect height. A corner bench can fit in a smaller area. A floating bench is modern and requires a little more skill to install.

DOUBLE SINKS

Ask your contractor if you have the space to add a double sink vanity. Changing a single sink vanity to a double sink vanity is often requested in bathroom remodels. This does require additional plumbing and sometimes additional carpentry, but the bonus of having two sinks in one bath can be tremendous!

CUSTOM GLASS

Custom glass doors can transform a "normal bathroom" and make it state of the art. There are many glass options from sliding doors to pivot doors, and in some cases, just a fixed panel of glass. Some customers prefer framed while others prefer frameless. It's all a matter of opinion.

DO IT NOW!

We see it all the time — homeowners waiting until they are ready to sell the home, then decide to renovate the bathroom. This is your home, so build the bathroom of your dreams. Find some photos of baths that you like for inspiration. Go online or ask friends for input. Then put your plan in motion and call a pro! ■

Home Upgrades For Better Air Quality

Continued from page 16

unappealing odors while releasing harmful particles into the air. Similarly, smoking indoors traps those chemicals inside your home, which can wreak havoc on indoor air quality.

Watch for unexpected culprits

Many of the things that contribute to poor indoor air quality are obvious, but there are many others that may surprise you. For example, cooking food using gas appliances can emit hazardous chemicals and compounds, like nitrogen dioxide and carbon monoxide, that contribute to poor indoor climates when not properly ventilated. Homes with gas stoves con-

tain 50 to 400 percent higher concentrations of nitrogen dioxide than those with electric stoves, according to a report from the Rocky Mountain Institute, and the EPA found prolonged exposure to the gas can lead to asthma and other respiratory issues.

Similarly, when plastics are warmed up, they can give off potentially toxic fumes. Avoid leaving toys or other plastic items in direct sunlight. If you have heated floors or other heated surfaces, keep plastic away to prevent those heat-provoked emissions.

With proper upgrades, adjustments and care, you can enjoy a home filled with fresh, healthy air and comfortable surroundings year-round. ■

How To Find A Good Framer

Continued from page 4

Make sure your framer has experience and also has a good sense of color and design. Don't be fooled by false advertising and sales that appear too good to be true. You really want your items to be framed once and done right. Find someone who stands behind their work.

Check with your neighbors and friends, ask for recommendations and read business reviews. This will help you find a custom picture framer you can trust with design, workmanship and who guarantees their work for a lifetime. ■

Publishers

Dianna Lancione
Lonnie Lancione

V.P., Operations

Brian Lancione

V.P., Business Development

Jonathan Katz

Sales Account Executives

Petra Roche
Larry Sells

Editor

Zach Sparks

Editorial Assistant

Haley Weisgerber

Staff Reporter

Conor Doherty

The Severna Park Voice
is published by

THE VOICE MEDIA INC.

Family owned and operated since 1981

Please send your news to:

spvnews@severnaparkvoice.com
P.O. Box 608
Severna Park, MD 21146
410-647-9400

No part of this publication may be reproduced without permission of the publisher ©2021. The publisher is not responsible for any errors, omissions, etc. Views expressed are not necessarily those of the publisher.



HAAS & SONS™
ELECTRIC

Your
**NEIGHBORHOOD
ELECTRICIAN**

443-396-3797
HaasAndSons.com

Get Your Fall Garage Door Checkup

Continued from page 8

4 Check cables
Check all cables for signs of fraying, crimping, or general wear and tear. It's safer to have a professional replace these.

5 Test auto reverse sensors
These are key to keeping your family and pets safe. Place a block of wood under the garage door and close the door. If the door does not automatically reverse, there is a problem. Similarly, close the door and cross through the path of the photo electric sensors. If the door does not auto reverse, your sensors need replacing.

6 Listen
If your door is making grinding or other unusual sounds, it could also indicate the door system is out of balance. If

this continues, serious problems could ensue.

7 Keep Clear
Because you can easily damage the sensors or wires delivering power to them, keep debris, tools, and toys clear of the sensors and garage door tracks. This will enable smooth and safe operation.

If any of these basic inspection and regular maintenance issues point out areas of major concern, do not hesitate to contact a qualified garage door system installer. They can assess areas of concern, give a qualified proposal for recommended repairs, and suggest product upgrades to enhance both performance and safety. A professional garage door installer is trained and equipped to make repairs that might be risky for a homeowner.

With the changing weather

patterns in the nation (as recently evidenced by Hurricane Ida), many homeowners are replacing their older, non-reinforced garage doors with reinforced doors that will withstand hurricane and tornado force winds. Non-reinforced garage doors can fail due to phenomenal wind pressure. The dramatic force of these winds acting on your house from within can increase the risk of damage to your home.

Another trend for homeowners and businesses is to install electric gated access systems. These limit access, provide an added layer of security, and enhance peace of mind. It is important to not only have a company that can install an electronic gated access system, but one that also maintains it, keeping you updated on product enhancements.

In today's fast-paced real estate market, replacing an aged garage door system is worth considering. Compared to other home improvement projects, a new garage door

system can yield as much as a 97.5% return on investment.

Today's garage door companies offer many more products and services than ever before. They are now one-stop shops for everything from upgrading hardware, replacing noisy openers with the latest silenced openers, replacing keypads and remote controls, to installing the latest in custom-designed garage doors. Their websites offer a comprehensive list of products and the services they provide.

*To see new products that can enhance the safety and salability of your home, visit www.arminsgaragedoors.com. Check out the **Door Imagination System** (click on the "residential" tab) to see how new garage door styles and colors would enhance the beauty of your home. For more information, contact Armin's Garage Doors at 443-786-6182 or marty.arminjr@gmail.com. ■*

MOHAWK
SmartStrand
FOREVER CLEAN



**MORE
MOMENTS
ARE MADE
ON MOHAWK**

SAVE UP TO
\$500

ON SELECT
SMARTSTRAND STYLES

Showcase
OF
FLOORS

8101 Ft. Smallwood Road
Baltimore, MD 21226
(Across Stony Creek Bridge)

410-921-2727

www.showcaseoffloors.net

Fall In Love With The Convenience Of A Screened Porch

Continued from page 6

barbecue with friends and family, only to be interrupted by passing showers or thunderstorms. With a screened porch, you can keep the party going outdoors, sheltered from rain and debris. For the summertime in particular, screened porches provide additional shade and can limit exposure to pesky bugs and insects. Nobody likes to leave an outdoor gathering covered in mosquito bites! And when the crisp autumn air arrives, your family and guests can stay warm and cozy, semi-protected from the chill.

Not all screened porches are created equal, however. With the help of a reputable fence and deck installation company, you can create a beautiful, high-quality outdoor space that is completely customizable to your needs. You can choose from various styles of decking, screens, panels, beams, and roofing that will look best with your home and fit within your unique style. You can even

equip your screened porch with electricity to provide additional accessories, like lighting, ceiling fans, or televisions screens. Is there anything better than watching a full day of Sunday football with the perfect view of falling leaves?

To finish accessorizing your deck and make it feel like a true extension of your home's interior, pay attention to detail like you would with any other interior room. Textures, colors, outdoor rugs, and furniture design add personality to the outdoor space and become a reflection of you and your family's unique style. Furniture used on your porch doesn't need to be 100% waterproof, and you won't need to stand up the cushions to remove pooling water. While accessorizing your deck may sound expensive, there are plenty of practical, budget-friendly ways to bring the indoors outdoors.

If you're thinking about adding a screened porch, it might just be the per-

fect time. You may think that once you pack away your beach bags after Labor Day weekend, construction companies for outdoor spaces also pack up and hibernate until spring. However, fall and winter are actually optimal seasons for fence, deck and screened porch installation. As summer projects start to wrap up, installation turnaround times are most often much quicker, which means less time daydreaming about your new outdoor space and more time actually enjoying it.


For nearly 30 years, Fence & Deck Connection has designed and installed high-quality fences, decks and screened porches for families in Anne Arundel County year-round. Contact Fence & Deck Connection at 410-757-5511 or stop by the outdoor showroom at 8057 Veterans Highway in Millersville to learn more about the many fence and deck options customizable to your needs.



40th ANNIVERSARY KITCHEN ENCOUNTERS

est. 1981

410.263.4900 | KITCHENENCOUNTERS.BIZ



Lawn Equipment: Get Ready For Backyarding In High Style This Year



“A well-cared-for lawn and landscape provides the canvas for a year-round backyarding lifestyle.”

— **KRIS KISER**
PRESIDENT AND CEO
OUTDOOR POWER
EQUIPMENT INSTITUTE

Courtesy of NAPSI

Backyarding is the new trend that's emerged during the pandemic. Our backyards are where we eat, work, play, relax and socialize, and the green spaces around our homes have proven to be vibrant places for connection and vital to maintaining mental health.

So how do you get ready for lots of backyarding? You organize your yard and ready your landscaping.

“Take some time to plan out your yard with your family. Once you know the purpose you want it to serve, it's time to start working with it,” said Kris Kiser, president and CEO of the Outdoor Power Equipment Institute (OPEI), an international trade association representing outdoor power equipment, small engine, utility vehicle, golf car and personal transport vehicle manufacturers and suppliers.

“A well-cared-for lawn and landscape provides the canvas for a year-round backyarding lifestyle,” Kiser added. “You'll want to get out there with your outdoor power equipment, like your lawn mower and trimmers, and you want to do it safely.”

He offered the following tips to get lawn equipment ready for fall:

Refresh your knowledge. Read your equipment owner's manuals and follow all manufacturer's guidelines. If you find

a manual online, save a digital copy for future reference.

Look over equipment. Lots can happen in a garage or storage shed over the winter. Check the air filter, oil level and gasoline tank. Watch for loose belts and missing or damaged parts. Replace any parts needed or take your equipment to a qualified service representative. Check to be sure that you have the appropriate batteries if needed.

Drain fuel tanks. If you didn't empty the gasoline tank before storing equipment, drain it now. Fuel should never sit in outdoor power equipment for more than 30 days. Untreated gasoline (without a fuel stabilizer) will deteriorate, which may cause starting or running problems or damage the fuel system.

Protect your power. Use only E10 or less fuel in gasoline-powered outdoor power equipment. Most manufacturers recommend a fuel stabilizer be used, especially if you don't use up all the fuel in the tank right away. Any fuel containing more than 10 percent ethanol can damage small engine equipment not designed for it.

Store fuel safely. Label fuel cans with the date of purchase and ethanol content

of the fuel. If you don't know the date of purchase, dispose safely of the fuel and buy fresh gasoline. Always store fuel out of the reach of children or pets and in approved containers.

Don't mix up your battery packs.

For battery-powered equipment, use only the charger specified by the manufacturer. A charger that is suitable for one type of battery pack may create a risk of fire when used with another. Follow all charging instructions and do not charge the battery pack or tool outside the temperature range specified in the instructions.

Stash batteries safely. When the battery pack is not in use, keep it away from other metal objects, like paper clips, coins, keys, nails, screws or other small metal objects that can make a connection from one terminal to another. Shorting the battery terminals together may cause burns or a fire.

Tidy up. Clean equipment will run more efficiently and last longer. Clean equipment and store it in a dry place. Remove dirt, oil or grass. Never store equipment in a place that is damp or wet.

For further information on safe fueling, go to www.lookbeforeyouump.com. ■

Native Plants — Hidden Gems Of The Landscape


Kevin Wengernuk

President
& Founder
KW Landscaping
Inc.



Native plants are an essential part of the ecosystem, and unfortunately, they are often an underused addition to your landscape. These plants provide shelter and food sources for wildlife, which is often destroyed by development. Do you want to see a vast array of birds, butterflies and other pollinator insects in your landscape? Grab your shovel and plant more natives; birds, butterflies and other pollinators will surely return to your garden.

Many native plants boast features that are abundantly eye-catching with colorful flowers, fruits or leaves. Some of my favorites include *conoclinium coelestinum*, commonly called blue mistflower or hardy ageratum. This perennial gem blooms in the fall with an abundance of violet blue flowers. Another perennial gem is *spigelia marilandica*, Indian



pink, which boasts a yellow and red bloom from late May into June and does a great job adding color to a shady spot.

When I think of native fruits, a must-have is *amelanchier canadensis*, serviceberry. This small tree loves partial sun/partial shade sites, is full of white flowers in the spring, boasts edible blue fruit in June and ends its run with a showy orange fall color. Another fruitful native is *callicarpa americana*, American beautyberry; after the white blooms are complete, this plant is loaded with purple berries for the

birds to devour.

As we are now in fall, we have to think about colorful leaves. One native shrub that delivers fantastic fall color is *fothergilla gardenii*, dwarf fothergilla, a compact shrub that desires full sun to partial shade (the more sun, the better the fall color). In the fall, the plant's leaves turn a brilliant orange, red and gold, but also, during the season, these same leaves are a calming blue/green color. The early spring white bottle-brush flowers cover this plant, which is just another feature to enjoy. Another winner to con-

sider adding to your landscape is *aronia melanocarpa*, black chokeberry, which delivers on so many accounts. This shrub ends its season with a purplish-red fall color, but prior to that, fragrant white flowers develop into edible black berries. Though these berries are bitter, they deliver a high antioxidant value. These shrubs also are a larval host for many moths and butterflies; the flowers attract numerous pollinators, and if you don't eat the berries, birds and mammals will dine on them.

One last plant to highlight is *pycnanthemum muticum*, blunt mountain mint. When this gem is in bloom, the masses of pollinators come. It hosts a cast of characters that resembles the bar scene in "Star Wars." The beneficial bees, wasps, flies, butterflies, and moths are all over this plant and just go about their business with no interest in you watching them work.

If you want to add some hidden gems to your landscape, plant more natives and truly watch your landscape come alive. For more information, please email kevin@kwlandscaping.com. ■

Preventing Water Damage To Your Home

Continued from page 11

Turn off your home's indoor water spigots that lead to your outside water spigots before the cold weather begins. Cold weather can lead to pipes freezing inside your home. When you turn off your outside water spigots, make sure you let any water drain out of the spigot so that water won't freeze.

Clean the area around your HVAC unit for

leaves and debris as your HVAC unit needs to have outside air flow to make the unit run more efficiently. If it snows, always clear that area as well when you shovel your driveway and sidewalks.

Have someone inspect your roof for missing and/or damaged shingles as those could lead to leaks in your home as well. Many times after a strong storm,

you may see shingles in your lawn and that is a sign that your roof may need to be repaired.

Check for water spots or stains around windows and doors. These may signal you need to re-caulk or replace those windows and doors before they become a water problem in your home.

SERVPRO of Annapolis/Severna Park takes pride in its

community involvement and has been part of the Severna Park community for 40 years. If the team can help their neighbors with any type of fire, water and/or mold issue, don't hesitate to call. SERVPRO also offers carpet cleaning and duct cleaning as well as restoration and reconstruction capabilities. It is also a 24/7 provider.

To contact SERVPRO's main office in Arnold, please call 410-647-8181. ■



**Thank you for
supporting Team KW
for over 28 years!**

Cozy up with
your dream home



Here at Embrace, we're dedicated to finding you the mortgage that helps you settle into your new space as smoothly as possible. That means offering a suite of options designed to meet your needs given your unique financial situation.

Embrace offers:

- VA loans up to \$2M
- FHA loans
- Jumbo loans
- Renovation loans
- USDA loans
- Conventional loans with 3% down payment
- MD Mortgage program
- Approved to Move™
- Affordable Housing

Our commitment to flexibility helps us make dream homes a reality for borrowers.

Call me today to learn more about how we can bring you closer to your housewarming.



Mary Beth Henderson

Senior Loan Officer | NMLS ID # 212801
ph: 800.333.3004 x3518 | c: 410.940.8405
1907 West St, Suite 102, Annapolis, MD 21401
mhenderson@embracehomeloans.com
embracehomeloans.com/marybeth-henderson

embrace[®]
home loans



Embrace Home Loans, Inc. NMLS ID # 2184; 25 Enterprise Center, Middletown, RI 02842.
Phone 800.333.3004, www.nmlsconsumeraccess.org