

HOME & GARDEN

SEVERNA PARK VOICE

SERVING OUR COMMUNITY SINCE 1981

MARCH 2022

HIMMEL'S LANDSCAPE & GARDEN CENTER Page 14

Owner Elizabeth Elliott and her team are focused on getting young people outside and providing a space for the community to enjoy.



HOME DESIGN

Page 5 Ask these questions before starting your home design project.

WINDOWS

Page 8 Quality windows can make up for heating and cooling costs.

TILE

Page 19 Tile can enhance more than the wall in a kitchen or bathroom.

YARD TRENDS

Page 26 You can find permanent or simple landscape updates.

PERENNIALS



HERBS & VEGGIES



DAVIDSONVILLE, MD
SEVERNA PARK, MD
SMYRNA, DE



Find event information, specials, and inspiration at
WWW.HOMESTEADGARDENS.COM

ANNUALS



TREES & SHRUBS



We are Homestead.

We carry the area's best selection of high quality annuals, perennials, pollinators, trees, and shrubs. Our associates are certified professionals, ready to help you achieve gardening success. We offer classes, author visits, trunk shows, and garden club events to help you learn more and grow better!

Know These Details About Your Driveway Sealcoating Contractor



Ian Chaput
President
TruSeal
Asphalt
Maintenance




With any home improvement project, it's important to know the right

questions to ask those seeking your business. Use this list to guide you in the process of choosing a sealcoating contractor.

1. Are you a licensed contractor insured in Maryland?

It is critical you hire a licensed professional because as a homeowner, *Continued on page 18*



BEFORE

AFTER

Your Driveway Is Your Welcome Mat!

- ✓ Sealcoating
- ✓ Crack Filling
- ✓ Patching
- ✓ Line Striping

Locally Owned & Operated


Truseal-Asphalt.com info@truseal-asphalt.com

443-223-9491

Call for a Free Quote TODAY!



Common Questions About Home Design



Jessica Ford
Absolute Design Studio



the sale. A good local company will not run away from a problem, as word of mouth and social media reviews can either make or break their business. Additionally, a local company contributes to the local economy.

When it comes to design, your vision should be the focus. Here are some questions you should ask before getting started on your project.

Why Choose A Local Company?

Using a local company means you're dealing with "your neighbor." A small business owner is invested in the community and recognizes they need to support their customers throughout the entire process - even after

What's The Benefit Of Going To A Showroom Versus Shopping Online?

While shopping online has expanded into just about every aspect of our lives, visiting a showroom has several advantages. No photo can match seeing something in person, and many products have texture and movement, which can't be appreciated by shopping online.

Continued on page 22

**ABSOLUTE
DESIGN STUDIO**

High end Tiles for Floor's,
Bathroom's & More
at affordable prices

410-697-3396

www.absolutedesignstudio.net



Is It Time For A Re-side?

There is plenty to consider when re-siding your home which can sometimes make it seem overwhelming when you decide to do so. A re-side will enhance your home with improved protection and certainly a refreshed look. Before moving forward with the project it is best to make sure you are prepared for what to expect.

Rob Calhan



Artie Hendricks

EVALUATE YOUR EXTERIOR

Inspect the exterior of your home. Do this by walking around your home a few times and drive by from different directions so you can fully capture its curb appeal. Take a very close look at each side of the house and really observe the full exterior.

As you are paying close attention to the outside of your home be on the lookout for cracking, sagging, blistering, buckling/dents, discoloration, missing pieces, evidence of insect damage or infestation, water stains, and rot.

CONSIDER YOUR MAINTENANCE NEEDS

Over time siding will require maintenance. The effort and time required to maintain the siding will be necessary to keep it looking and performing at its best. Remember that when maintenance is neglected it can cause water infiltration which can lead to damage in the underlying wood structure. Re-siding is recommended when maintenance becomes an issue.

COMPARE YOUR HOME TO THE ONES IN YOUR NEIGHBORHOOD

Take a good look at the homes in your area and ask yourself if yours stands out or even blends in for the wrong reasons. If your home seems dated and dull compared to others near you then a re-side will be transformative.

UNDERSTAND YOUR SIDING OPTIONS

Once you have decided it is time to re-side you need to figure out which siding material is best for your type of house. Find inspiration on social media, websites, magazines, and homes near you. Focus on the homes in your neighborhood that are similar to yours. Think about your climate and determine if it's typically hot or cold or a mix of the two. Also, something to note is some insurance companies offer discounts on certain types of cement such as masonry and fiber cement since they are durable and non-combustible so be sure to take advantage of this if it applies to you.

LOOK AT PRODUCT PERFORMANCE

Vinyl Siding

Vinyl was initially introduced as an alternative to aluminum siding. Vinyl is surely considered to be better in comparison to aluminum but it does still have some drawbacks. Vinyl siding has a tendency to become very brittle with time and exposure to the elements. Hail, wind debris, or any other external forces can be very damaging causing cracking, buckling, or warping throughout the seasons and changing temperatures.

Engineered Wood Siding

This type of siding is made up of wood strands or fibers bonded with a resin under heat and pressure. Although engineered wood siding beats out traditional wood siding it remains susceptible to problems associated with wood building materials. Examples of these issues are damage caused by moisture, weather, fire, and pests.

Fiber Cement Siding

Portland cement, sand, water, and cellulose fibers are the combined ingredients that make up fiber cement. The market leader in fiber cement siding is James Hardie. The company offers premium quality solutions that provide trusted protection and long-lasting beauty. From non-combustible fire resistance to resisting pests, moisture and extreme weather, Hardie® fiber cement products help ensure your home is protected. Delivering endless exterior design possibilities, Hardie® siding and trim come in a wide variety of profiles, sizes, textures, and more than 700 colors.

ELEVATE YOUR EXTERIOR

A successful and well-done re-side project will offer you and your home plenty of benefits including curb appeal, less maintenance, and energy savings.

When it comes to curb appeal, with the right siding you have the ability to add character to your home and enhance architectural interest. Upgrading from vinyl siding to sustainable Hardie® fiber cement siding can instantly achieve an upscale look. This is also beneficial in helping increase the resale value of your home. Imagine the beauty of having this upscale look while also requiring less maintenance. James Hardie's exclusive ColorPlus® Technology finish is low maintenance and allows you to save on future repairs. Alternatively, wood may require repainting every few years. Another benefit is new siding materials, weather/moisture barriers and climate appropriate insulation may offer energy savings and can decrease your utility bills. Further, a re-side project can have a positive impact on the environment as well. The U.S. Green Building Council acknowledges fiber cement siding for its sustainability and durability.



Voted Best Home Improvement Contractor The Past Five Years!





LANDMARK ROOFING



James Hardie



HIRE A CONTRACTOR WITH CONFIDENCE

It's important you find the right contractor and one you can trust so here are some ways to make sure you hire one that will provide you a quality installation.

Start by asking around to your family, neighbors, friends, and co-workers for referrals. In addition, it's always worth your time to go online and read through reviews. Make sure the contractor(s) you are considering are licensed and insured. Ask about contractors through your local Consumers Affairs Office or Better Business Bureau. Also, it's important to look for a contractor who specializes in siding. Look at the contractor's certifications and awards achieved. With the James Hardie Contractor Alliance™ Program, Elite, Preferred and Rewards Advantage contractors must have a Homeowner "Likely to Recommend" score of at least 90% with GuildQuality, a third-party customer satisfaction surveying service.

UNDERSTAND THE RE-SIDING PROCESS

When you understand the process and what to expect with your project, you'll be confident and have peace of mind throughout your re-side journey.

Have your home inspected. That way you will know if you have moisture damage, mold, rot, termites or any other issues that could cause concern for future structural problems that need to be treated

or repaired. If you have an existing problem with the exterior of your home, then it is best to completely remove the old siding entirely for a re-side. Your contractor should apply a weather-resistant barrier, such as Hardie® Weather Barrier. Many building codes require this now anyway. Another large component of the process is to confirm that your new siding is installed according to the manufacturer's instructions.

Once you have covered all of your bases it's time to trust the process and look forward to admiring your new and improved siding!

Ready to take the first step toward a beautiful home transformation? Contact Landmark Roofing today by calling (443) 274-5778 or visiting roofingbylandmark.com.



Look for a contractor who is James Hardie Elite Preferred

Severna Park Owned and Operated | Licensed & Insured

MHIC #133042 | Financing Is Available

443-274-5778 | www.roofingbylandmark.com



New Windows, New Home

Update Your Windows To Add Aesthetic And Decrease Climate Control Costs



By 84 Lumber

As we approach the unpredictable weather of the spring season, homeowners are once again thinking about ways to keep their heating and cooling costs low and comfort levels high. This oftentimes includes insulating or replacing drafty windows. There are many long-term benefits that make the cost of replacing windows worth it.

Quality windows can make up for heating and cooling costs quickly. That's why, when choosing glass for your windows, it is important to factor in the Maryland weather patterns. Ask your window expert about low-E or "low-emissivity" glass, which is typically just a few dollars more than standard glass but pays for itself through its energy savings and protection benefits. Low-E 272 is great for northern states because of its ability to reflect heat back into



Mike Willey
Store Manager

the house in the winter and reject the sun's ultraviolet heat in the summer.

In addition to the insulation benefits of updating windows, you also have an opportunity to change the style of your home. From the outside, the design perspective can completely change with different windows. **Mike Willey**, manager of 84 Lumber Annapolis, shared three design categories to choose

from when picking your perfect windows:

1. Color

Right now, black exterior windows are trending, giving homes a modern look. Windows can be customized to the color of your home, and you can even choose different colors for the exterior and the interior sides of the window.

2. Operability

Do you want your windows to open and close? Will you need screens? Which way do you want them to open (slide up, slide sideways or crank out)? Keep in mind the operability affects the style.

3. Grille Patterns

Like the first two, this is another personal preference with extreme flexibility and customization to really create a new style for your home.

At 84 Lumber, you can find a variety of window brands including Andersen, Jeld-Wen and Plygem. If you are thinking of replacing your windows, the team of experts at 84's Annapolis location are well-equipped to help you find the perfect windows to create your dream home.

Also, 84 Lumber is the nation's leading privately held supplier of building materials, manufactured components and industry-leading services for single and multi-family residences and commercial buildings.

For more information, visit www.84lumber.com, www.facebook.com/84lumber, www.instagram.com/84lumber and www.linkedin.com/company/84-lumber. To work with the 84 Lumber Annapolis store, visit 1690 Baltimore Annapolis Boulevard in Arnold or call 410-757-4684. ■



LUMBER


1690 BALT-ANNAPOLIS BLVD
ARNOLD, MD 21012
410-757-4684

MIKE WILLEY
MANAGER

84LUMBER.COM

March Can Come In Like A Lion And Bring High Winds And Rain

Nick Whittles
SERVPRO of
Annapolis/
Severna
Park



can stop leaky basements before they become an issue that might require assistance from a company.

Areas that a homeowner can check are:

Clogged gutters

– Now that fall and winter have passed, you need to clear all of your gutters for leaves and pine needles so the rain can get into the gutters and go to the downspouts, so the rain goes away from the house. This will prevent the rain from going over the gutters and “ponding” next to the house where the water may seep into the house.

Clogged storm drains

– Many homeowners do not check their storm drains, which are located by your basement doors in most homes. Because



homeowners may not check this area during the winter, the storm drains can get filled with leaves and other debris and the water will “pond” at the drain, and in many cases, the water will go through the basement door and get to the floor and

carpeting. If undetected, the moisture can result in mold and may influence the health of the people living in that house. Please note that if the power goes out during the storm, the sump pump will lose power

Continued on page 23

This winter brought some heavy rains to this area, and for many residents, these strong storms left damage to homes. March is known for being a strong transitional month from winter to spring. Spring is also associated with heavy rainfall, which may cause severe water problems in homes and businesses.

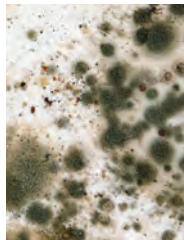
Anne Arundel County has so many waterfront communities as well as some areas that are predisposed to floods because of poor drainage and improper grading. There are many ways homeowners can check if they

WATER

STORM

MOLD

FIRE



24 HOUR EMERGENCY SERVICE



COMMERCIAL AND RESIDENTIAL



Fire & Water - Cleanup & Restoration™

SERVPRO® of
Annapolis/Severna Park

410-647-8181

servproannapolissevernapark.com

Independently Owned and Operated

Over 1,700 Franchises in North America

SERVPRO® Franchise System Serving
Since 1967



Like it never happened.®

Mention this
advertisement
and receive a

\$10.00
GIFT CARD

Gift card is awarded after service
has been provided. Offer expires
December 31, 2021.



Kitchen Trends We Are Loving For 2022

Kristy Wallace
Severna Park
Kitchen and Bath



In the kitchen design world, classic, personalized designs make for lasting investments. While we encourage our clients to do what they love in their kitchen and not rely heavily on trends, we usually

have the conversation about current design movements (typically guided by global events) that we think will both enhance their new kitchen and are here to last. The pandemic pushed many Americans to go outside, and we certainly see those warmer earth tones coming back into play. Here are some current kitchen trends we are loving for 2022!

DARKER ISLAND COLOR

Many clients put a kitchen

island on the top of their wish lists. More than ever, these clients are seeking to “ground” their kitchen island by using a contrasting finish in the cabinetry. We like the idea of aesthetically widening the kitchen with light cabinetry on the perimeter and then mixing in rich tones like black, navy, or warm woods on the island to support an otherwise floating piece.

Continued on page 20



custom cabinetry for the way you live



443-784-1325
spkitchenandbath.com

Breaking Down Home Improvement Quotes

What is your best price?

This is one of the most frequently asked questions in the home improvement industry. How do you choose the best value for your dollar and the best company for your home improvement projects?

I get asked all the time, "Why is there such a large difference in pricing for virtually the exact same job?"

Let's take roofing for example. You get three contractors to price out a new roof on your home. The first quotes you \$10,000. The other is at \$15,000 and the final quote comes in at \$30,000 – a drastic variation of pricing.

Here's my breakdown of the most common differences between the three prices.

For the most part, all three contractors are going to offer the same or similar products. All the products are typically purchased from the

three largest suppliers in the area. You would think that all three jobs should be priced similarly, but that is not necessarily the case. Contractor one is what I would like to refer to as "a guy with a truck" trying to make ends meet. Your second contractor is what I'll call a local contractor and the final of the three is typically a large marketing company.

Let's start with contractor one. The "guy with a truck" is typically someone with a background in the home improvement industry trying to make ends meet. Typically, there are nine steps to replacing a full roof or full roofing system. Most homeowners know of maybe two of those steps: your shingles and underlayment. So that's what contractor one is going to concentrate on.

Your pro with this option is that with little overhead, the contractor can offer you the lowest price, but the con is you may not get a full roof-

ing system to protect your home. The next price point would be your local contractor. These individuals tend to hold themselves to a high standard in an effort to maintain a positive reputation within the community they serve. They'll often have a local office, a Google listing, social media page and maybe even advertise in your local paper. This contractor will typically be somewhere in the middle pricewise. They often have more overhead such as an office, employees, and local marketing to help complete your job in the most efficient manner. This contractor should have all the proper licenses, insurance and accreditations that all three contractors are required to have before doing any work in Maryland. Some even may have accreditations from the manufacturer of the products and services they offer. So while you may pay a little

Continued on page 18

“Why is there such a large difference in pricing for virtually the exact same job?”



JUST-IN-TIME
RENOVATIONS
(443) 960.5513

**Severna Park's Preferred
Home Improvement
Contractor**

- Roofing
- Basements
- Siding
- Bathrooms

<https://jitrenovations.com/>

@just_in_time_renovations
 @jitrenovations



Kevin Fox
Affordable
Outdoor
Kitchens



Yes, it's possible to bake pizzas in your own backyard and rival those made by the best Neapolitan pizzerias. You just need excellent dough and, above all, the right outdoor pizza oven. In recent years, more and more professionals and amateur pizza chefs are moving toward the purchase of gas ovens thanks to the characteristics and advantages offered compared to traditional wood-fired pizza ovens.

If you need to position the oven on specific spaces, such as balconies, decks or gardens, a gas-powered pizza oven can represent an excellent solution in terms of ease of installation, practicality of use and versatility



The Magic Of Gas-Fired Pizza Ovens

in cooking. In fact, one of the main features of this type of oven is that it is much simpler and faster to use than wood-

fired models, despite having similar performances.

Consumers considering purchasing a pizza oven are often

concerned that a gas oven will not create a pizza equal to a wood-fired oven. Nothing could be further from the truth. According to research conducted by popular Italian pizza oven manufacturer Alfa Forni, in collaboration with professional chefs, a pizza needs only 60 to 90 seconds to be cooked to the right point: too short a time to allow anyone to notice differences in taste and aroma when tasting the pizza.

Cooking pizzas in a gas oven, in fact, is almost identical to that of a wood oven. There are three key factors that influence the quality of all pizzas – regardless of the oven they are cooked in:

- Conduction: the heat is transmitted directly from the refractory surface to the dough plate or pan
- Radiation: the heat generated by the burner flame
- Convection: the heat currents move in the oven to reach the dough

Continued on page 25




Affordable Outdoor Kitchens

The Outdoor Living Experts!

SHOP NOW for 2022 Delivery*

*furniture lead times range from 12 to 36 weeks



Personal Design Consultants



- Furniture
- Fire Tables & Bowls
- Heaters • Grills
- Pizza Ovens
- Refrigeration
- Outdoor Lighting
- ... and more!

Himmel's Strives To Get People Outside Where They



“For 2022, we're really focused on getting young people outdoors, getting their hands in the dirt, teaching them about gardening, starting seeds and interacting with the chickens.”

— ELIZABETH ELLIOTT, OWNER, HIMMEL'S LANDSCAPE & GARDEN CENTER

By Zach Sparks

The team at Himmel's Landscape & Garden Center is on a mission: to build a better, healthier and more beautiful world.

Owner Elizabeth Elliott has entrusted her team with most of the daily business tasks, empowering her to focus more on partnerships that will help Himmel's reach that goal.

“For 2022, we're really focused on getting young people outdoors, getting their hands in the dirt, teaching them about gardening, starting seeds and interacting with the chickens,” Elliott said.

Himmel's is partnering with ClearShark H2O, Downs Park, the Anne Arundel County Public Library, the Chesapeake Bay Environmental Center and the Anne Arundel County Food Bank for classes that will bring educational value to the community. The Pasadena-based center will also continue to offer gardening seminars, bonsai classes and craft workshops.

“Something new that we're introducing this year is a monthly gardening club where we will invite participants to attend and enjoy crafts that are gardening

focused, like making fairy houses and succulent containers,” Elliott added. “The purpose is to demonstrate how people can incorporate found items or reuse items they already have at home to make unique containers or garden decor. You don't have to spend a fortune to enjoy the perks of gardening.”

Himmel's strives to create opportunities that allow kids to take a break from their smartphones and computers by getting outdoors. That mission is personal for Elliott, whose daughter lost a best friend to suicide.

“It was like a slap in the face, [a reminder] that these kids need something besides their phones,” Elliott said. “That's why I'm so passionate about the young people.”

Not only is Himmel's planning to involve youth by adding partnerships and classes but also by creating an outdoor classroom.

“We envision a pavilion where we will have benches and worktables, so when we invite the school groups or preschool groups over, we have a specific area where they will plant seeds or work in our raised garden beds,” said Elliott, who hopes to have the space

completed by the beginning of fall so kids can enjoy pumpkin-related activities and festive crafts.

Soon, Himmel's will host special needs students from Chesapeake High School, allowing them to work in the gardens and learn what it takes to run a garden center. Himmel's is also planning to help children from the Boys & Girls Club of Annapolis with their community garden.

All of these events are designed to get kids outside. In a 2020 article by the American Psychological Association, Trent University psychologist Lisa Nisbet said, “There is mounting evidence, from dozens and dozens of researchers, that nature has benefits for both physical and psychological human wellbeing. You can boost your mood just by walking in nature, even in urban nature. And the sense of connection you have with the natural world seems to contribute to happiness even when you're not physically immersed in nature.”

As a business owner who can be overwhelmed by the pressure and anxiety of meeting deadlines and expectations, Elliott has had that same experience with nature.

“As soon as I'm outside — for

me, it's with the chickens — I love gathering eggs and watching their interactions and amusing behavior. I go over to the garden area and check out the way the plants have changed overnight,” Elliott said. “There are so many things to observe. When we slow down, unplug, and just observe the natural world, it's such a healing feeling. This wonderful relaxation just washes over you and puts all the daily worries and stress into perspective.”

While much of Elliott's focus is on providing education and outdoor space to the community, she has also been working to “professionalize” business processes to better serve customers.

“We have a brand-new point of sales system that will allow us to track our sales between retail and landscaping,” Elliott said. “We have new staff members who come from garden center, nursery, landscaping and retail backgrounds who will work even harder to meet customers' needs.”

The landscaping crew, which includes two women landscapers, is like a family unit because of the camaraderie.

“There's a brother and sister-

Can Experience The Therapeutic Power Of Nature

in-law and nephew unit. There's a father and daughter," Elliott said. "Plus, we hire and promote from within, so we have a landscaping supervisor who has quickly built a solid rapport with our three foremen and their crews. We work all over the county and strive to deliver excellent customer service and attention to detail on every job."

Himmel's does "anything from landscaping to hardscaping to raised bed gardening," Elliott said. The team gives free consultations and is in touch with customers from start to finish.

"We have a goal of a 48-hour turnaround for estimates," Elliott said. "We want to complete a beautiful installation and get it right the first time so that the customer is delighted and will call us back for all of their cleanup and maintenance needs moving forward."

As for customers in need of

supplies, Elliott wants them to know leaf compost is back in stock. She said Himmel's is also doing everything possible to keep prices reasonable despite inflation.

"We're hearing about inflation a lot. There is no doubt that inflation and supply chain issues have touched the nursery, garden center and landscaping industry," Elliott said. "I think customers should know why grass seed is so expensive this year. There was a crop failure in Oregon because of droughts and fires. That is where we get most of our grass seed. So, customers will see a price increase on grass seed and sod, and that's why. We try to be really transparent about our pricing."

In good news, customers will see new cultivars to replace old plants, like some varieties of dogwoods and Japanese andromeda


that are no longer recommended because of the changing climate.

"Breeders are working hard to develop plants that are going to be drought-tolerant while also providing the four-season color and amazing blooms that customers are looking for," Elliott said. "Gardeners should look for new and exciting annual, perennial and nursery stock cultivars. At the same time, we are increasing our offering of native plants. Because of climate change and because we are committed to bay-friendly landscaping, we love offering a great variety of natives. They provide food and habitat for birds, pollinators and wildlife, and we even have staff who have special knowledge of native plants, so customers can come in and talk to some of our staff members with their specific questions about using natives."

That is one of Elliott's favorite aspects of owning Himmel's: interacting with customers and doing her part to fulfill her team's mission of building a better, healthier and more beautiful world.

"We love our customers to come here just to see what new plants and flowers have come in," Elliott said. "This is a place that is meant to be welcoming and therapeutic, even if you're not here to purchase anything. People come here just to bring their kids and look at the chickens. We welcome everyone to stop and smell the flowers and just enjoy the good vibe."

Himmel's Landscape & Garden Center is located at 4374 Mountain Road in Pasadena. For more information, call 410-324-2064 or visit www.himmelsgardencenter.com. ■



Stop The Bites – Helpful Hints For Homeowners To Reduce Mosquitoes

Kendra Burnett
Mosquito Squad of Annapolis



We may not be loving all the rain and wetness that has been inundating our area this past year, but we know of at least one insect that is: the mosquito!

Mosquitoes require standing water for their eggs to hatch. Some species lay their eggs where it is dry but know it will be wet after a rainfall, while other species lay their eggs directly in water. Some species need only a teaspoon of water to deposit eggs into. They can hatch in places like gutters, plant con-



tainer saucers, toys, buckets and small ruts. Although not all water sources can be eliminated, homeowners can do their part in reducing the standing water on their property.

Homeowners can follow these tips or **seven “T’s”** for mosqui-

to control:

TIP. A small bottle cap filled with water holds enough water for mosquitoes to breed. Since mosquitoes breed in standing water, the elimination of standing water decreases a mosquito’s breeding ground. The biggest

offenders are bird baths, play sets with tire swings, tree houses, portable fireplaces and pits, and corrugated drainage piping. Have a tire swing? Drill holes in the bottom of the tire to empty water or even replace the tire with a wooden or plastic swing. After every rain event, homeowners can walk around the yard and tip over containers holding water and drain piping.

TOSS. Toss that yard trash, bag up those clippings and leaves, and make sure firewood is stacked neatly. Consider building or installing a firewood holder to be sure that your firewood pile does not trap water.

TURN. Walk the yard every few days and turn over items that could hold water and trash. Look for children’s portable sandboxes,

Continued on page 25



FIGHT THE BITE

End annoying and dangerous bug bites with the most trusted mosquito and tick control.

Free Estimates!

Call today **443-458-5443**
or visit **MosquitoSquad.com**



\$50 OFF
SEASONAL MOSQUITO PROTECTION PACKAGE



MOSQUITOSQUAD

No Bugs. No Bites. No Kidding.

How To Get Your Fence In Tip-Top Shape For Spring

Nicole Bailey
Fence & Deck
Connection




The snowstorms are behind us and the sun is shining a little brighter, which means spring is finally here! Before you fill up your schedule with backyard barbecues and evening get-togethers, you'll want to make sure your backyard space is looking its very best. One of the first tasks you can check off your outdoor spring cleaning list is your fence and surrounding area. Whether your yard is adorned with wood, vinyl or aluminum fencing, regular up-

keep and yearly maintenance can go a long way.

First, you'll want to give your fencing a thorough inspection. The winter season can take its toll on your property, and your fence often takes the brunt of any harsh weather — especially with heavy winds. Spend a few minutes walking the fence line to ensure that the structures of fence posts are sturdy and secure. During extreme temperature fluctuations, ice, snow and the weight of other debris can affect the structural soundness of fence posts. You will also want to pay close attention to the condition of the boards and posts — are they peeling, chipping, rotting, or showing signs of mold or mildew? Deteriorating fencing

Continued on page 22



Let us help you create
your outdoor
Dream Space

Visit Our
Website for
Our Monthly
Specials

**FENCE & DECK
CONNECTION**
RESIDENTIAL & COMMERCIAL

www.FenceAndDeckConnection.com

FOR A FREE DESIGN
CONSULTATION

CALL 410-757-5511


CHOOSE THE BEST

- Lifetime Structural Warranty
- Incredible Financing Offers
- Award Winning Customer Service
- Locations in Annapolis & Millersville

AWARD WINNING & HIGHLY ACCLAIMED



MHIC#45780




Can I Put Tile On It?

Sitting in the living room with my wife the other night, discussing different ideas on furnishings and upgrades to tailor our new home to our

Daniel Stefany

Director of Kitchen and Baths

50 East Remodeling



taste, we wandered into the land of tile. Colors, shapes, sizes, patterns, layouts, grout colors. We were talking about big projects, kitchen renovations with this backsplash, and an updated bathroom with that tile and pattern with the built-in shelves — we were on a roll!

Window shopping was on our minds. Well, we reeled back in. We will, someday, get to those projects, but we are looking for things to do now: window treatments, painting and furniture.

“Look, doesn’t this wall trim (wainscoting) look really nice in this dining room!” my wife asked, holding up her phone. We both connected the dots from our prior deep dive into tile and this wall trim, and we both said at the same time, “I wonder if we can put tile on it?”

We were off, back into the world of tile, designs, shapes, patterns, textures, two- and three-color patterns, unsanded grout, sand-

Continued on page 24




BATHROOMS & MORE



EAST

REMODELING



MHIC# 102366

410-500-2266

50EastRemodeling.com



Kitchen Trends We Are Loving For 2022

Continued from page 11

TAKE IT TO THE TOP

Cabinetry has come a long way and is easily customizable — even in a stock or semi-custom line. Pulling cabinetry to the ceiling, either with a full height box or decorative crown molding, draws the eyes up and gives the illusion of taller ceilings. Bummed out by a bulkhead in your kitchen? Designers have tricks to hide the potential plumbing that may be inside — like creating a chase inside the cabinet or hiding the plumbing behind crown molding. If you have 9 foot or taller ceilings, we can also stack cabinetry and add glass to create extra drama and light.



COFFEE BARS

We love our coffee! And a coffee bar that stocks easy morning go-to's has been at the top of wish lists lately. One feature we love to add to a coffee bar is drawer storage for tea bags, stirs, pods and mugs. Clients also love tall wall cabinets with pocket doors that can stay open during coffee breaks and close later in the day when not in use.

DARKER CABINET COLORS

Rich hues like graphite, bottle green, and navy make for lasting impressions in the kitchen. We often bring these into butler's pantries, coffee bars, and islands, but even a full kitchen in a deep color can add so much drama to a home. Against lighter walls and countertops, the contrast is elegant and timeless.

WOOD TONES

The push to go outside during the pandemic brought a wave of earth tones like moss green and natural wood back into play in a big way. White kitchens that alternate wood finishes like walnut, alder and white oak bring warmth to what might otherwise feel like a cold space. Natural walnut can add movement with its waves and curls and is a natural beauty. Alder has a beautiful closed grain, making it easy to customize with stain. For a more transitional kitchen, we love a knotty rustic alder paired with whites and blacks. And finally, white oak has quickly become one of the biggest requests from clients. With its moderate grain, light finish and great durability, white oak brings in those warm wood tones without looking gaudy. It's somewhere between sand and forest for us, with a classic coastal vibe.

We would love to help customize your kitchen design with our talented team of designers and beautiful selections of finishes. Call Severna Park Kitchen and Bath at 443-784-1325 for a consultation!

SPRING CHECKUP!



- Temp must be 60° or warmer
- Will have to reschedule if it rains

Expires 4/29/22 - for \$99 per system (\$149 value) Coil cleaning available for an additional charge - as needed.



410-544-2606
8176 Ritchie Highway
Pasadena, MD 21122

410-441-3452
1825 George Avenue #6
Annapolis, MD 21401

BarstowHvac.com

Family owned and operated since 1980

Crabgrass Prevention

Using Pre-Emergent Weed Controls And Early Fertilization

Adam Colgan

President

On The Green Inc.

Crabgrass is one of those pesky weeds that germinates in the spring and will begin to grow with warm weather conditions. This makes it a massive headache for homeowners who want green and lush lawns. However, by knowing how crabgrass grows and how to prevent it from invading your yard, you can successfully get rid of this weed by using the proper tools. Pre-emergent weed controls, often called crabgrass preventers, are applied to prevent crabgrass and other grassy weeds in turf.

What is crabgrass?

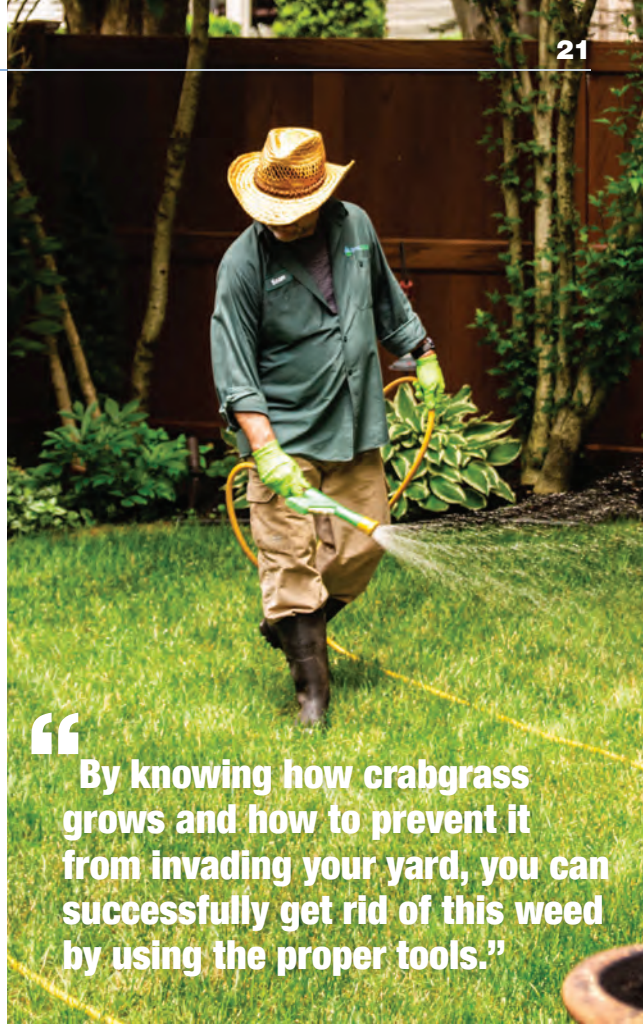
Crabgrass is a common weed that thrives in the heat of summer.

It can grow in bare spots on your lawn as long as it has access to water and sunlight. This is an annual weed, meaning that it spreads by seed instead of spreading through roots. Around the end of the summer, the crabgrass will scatter its seeds to other areas around your grass, which is why it is essential to take care of crabgrass as soon as possible.

How pre-emergent weed controls work

A common way to get rid of crabgrass is pre-emergent weed control. The time for applying varies because the soil temperature has to be just right before using a pre-emergent. Pre-emergents work by stopping the crabgrass before

Continued on page 24



“By knowing how crabgrass grows and how to prevent it from invading your yard, you can successfully get rid of this weed by using the proper tools.”



Your Lawn Care Team

ON THE GREEN

INC.

You're unique, and your lawn care should be too!




Scan for Free Quote



\$29⁹⁹

First Application

Green Care Lawn Program (Up to 8,000 sq. ft.)
New Customers Only. With this coupon. Not valid with other offers or prior services. Expires April 30, 2022.

FREE

Soil Analysis

New Customers Only. With this coupon. Not valid with other offers or prior services. Expires April 30, 2022.

\$29⁹⁹

Mosquito and Tick Control

or any of our other pest control programs
New Customers Only. With this coupon. Not valid with other offers or prior services. Expires April 30, 2022.

- Lawn Fertilizing
- Grub Prevention
- Tree and Shrub Care
- Aerating and Seeding
- Goose and Deer Control
- Mosquito and Tick Control
- Armyworm Control
- Lawn Composting
- Mole Control

Common Questions About Home Design



Continued from page 5

What Are Some Of The Current Trends? Is A Designer Really Needed?

Your aesthetic preference should be a top priority (along with performance and budget). While a designer is not needed for a project, a designer who takes the time to listen and learn about your project can be a significant ally in bringing the project to successful completion. The designer will be current on trends, availability of products, and help to avoid potential “buyer’s remorse.” As well, the designer can help guide you through a project, especially if other trades are involved or if permits may be needed. Once the decision to do a project is made, a designer can help you fall in love with your choices – and home!

Is Tile A DIY Project?

Many individuals enjoy taking on a DIY project like tile, flooring, backsplashes and more. If that’s the path chosen, your designer can help to make sure you are aware of all needed materials. Depending on your ability, confidence and time, doing a project yourself can be very rewarding. However, if you’re not comfortable with all aspects of a project (which may include demo, working around doors, receptacles, etc., or difficult angles) or you don’t have the time, simply ask your designer for some suggestions for a qualified contractor.

Looking forward to hearing from you!

To learn more about Absolute Design Studio, call 410-991-8357 or visit www.absolutedesignstudio.net. ■

How To Get Your Fence In Tip-Top Shape For Spring

Continued from page 17

due to insect or moisture damage can cause structural or safety issues.

Once you’re done with a quick inspection, it’s time to really get to work. Unless your fence has been built within the month or so, your fence is probably dirty. Algae, mold, and mildew buildup are caused by moisture and accelerated by a lot of shade. It’s no surprise that winter and early spring can become the perfect breeding ground for these growths. This is the most common type of damaging “gunk” you’ll find on wood and vinyl fencing, in addition to the typical dirt and grime that is simply a cosmetic issue.

WOOD FENCING

Wood fences are the hardest to keep clean and in good condition, but a commitment to regular cleaning and maintenance will keep them looking fresh for 15 to 20 years. When you discover that your fence is moldy, you’ll want to give it a proper cleaning, as untreated mold can lead to rot. Using a bleach solution (1-to-5 bleach to water ratio) or a white vinegar solution (1-to-1 vinegar to water ratio), scrub hard with rags soaked in the solution, making sure it penetrates into the wood. This kills any of the mold and algae that has burrowed itself into the wood.

After you leave the solution soaking into the entirety of the fencing, you’ll need to wash it off either by scrubbing it with hot water or by using a pressure washer. Once the fence is completely dry, repainting the fence is a great way to preserve the

wood. Painting or staining should be done every four to five years.

VINYL FENCING

Vinyl fencing is a popular choice for Marylanders because the material is resistant to mold. However, white vinyl can become especially dirty and grimy with weather, wildlife, or if your fencing borders a busy road. One of the benefits of vinyl is that it can simply be cleaned with a soapy water or vinegar solution. Be sure to first brush off the surface to remove any loose dirt. As always, pressure washing the fence is the quickest and easiest way to get your fence looking shiny and new.

ALUMINUM FENCING

While aluminum fencing can be more costly, it’s undoubtedly the easiest to keep clean and requires little maintenance. Using a rag or brush, remove any loose dirt and debris. Then, wash it down with soapy water or a mild vinegar solution. While either solution will work just fine, vinegar helps to cut through any tough grime.

After a thorough inspection or cleaning of your yard’s fencing, you might notice that it’s time for an upgrade! For over 30 years, Fence & Deck Connection has designed and installed high-quality fences, decks, and screened porches for families in Anne Arundel County year-round. Contact Fence & Deck Connection at 410-757-5511 or stop by the outdoor showroom at 8057 Veterans Highway in Millersville to learn more about the many fence and deck options customizable to your needs! ■

March Can Come In Like A Lion And Bring High Winds And Rain

Continued from page 10

as well and you may have to manually remove the water from this area.

Clogged downspouts

– If homeowners do not clean their gutters often, leaves and residue from the gutters will often collect at the bottom of the downspouts and the water cannot flow into the yard and other areas away from the house. This causes the backup of the water close to the house and could result in leaks in your house.

Leaky windows

– Many times, leaky windows are a result of clogged gutters, and the water runs down to the house and can enter a window that may not have tight sealing and/or has some age on the windows. Inspect your win-

dows for water stains and that will be a sign that moisture is getting through the windows. The moisture may lead to mold and again could present health dangers to the residents of the home.

Poor grading of your property

– Properties are graded so the water goes away from your house. At times, the grading does not adequately do that and the yard begins to “pond,” and you have standing water in your yard. There are ways to improve your grading and you may need to consult a landscaper for the best remedy.

Other maintenance tips:

Check your hot water heater

– If your water heater is 10 years

or older, inspect the hot water heater for rust and leaks. Also, for peace of mind, have an expert come to your home and inspect it. Many homeowners wait too long to replace the hot water heater and it may burst and cause significant problems as far as cleanup and repair of carpet and/or tile.

Leaky pipes

– This is also a way to prevent a major water problem as the homeowner should inspect all pipes in the basement for leaks. If you see any water on the floors, look around to see if you can see any leaks from the pipes above. If you do see leaks, contact an expert right away to prevent a major problem.

If any of these unfortu-

nate problems occur in your home, SERVPRO of Annapolis/Severna Park has an emergency response team ready 24/7 and can quickly react to any request for help. SERVPRO offers highly trained technicians and project managers who offer their expertise to any request for services, which include professional cleanup services for fire, water and mold issues as well as restoration, reconstruction and mitigation capabilities.

SERVPRO of Annapolis/Severna Park has been part of the community for 40 years and is still a family-based business.

Its hotline for help is 410-647-8181 and there is someone to answer your request 24/7, 365 days a year. ■



Garage Door Sales, Installation, Service & Repair
 Serving Central Maryland and The Eastern Shore For Over 40 Years!
 We Provide Expert Service For All Residential & Commercial Garage Doors!
Call Us TODAY For A Quote!



Can I Put Tile On It?

Continued from page 19

ed grout, bullnose, metal edging! We found it, we found our tile, and we found our affordable and manageable project to make us feel a little bit more like us in our new home.

I had never thought before that tile could go on a wall that was not in a kitchen or bathroom. And why not? Well, because I see it every day where it typically is located: bathrooms, kitchens, floors and fireplaces. That's where tile is supposed to be, but what about all the places that tile could be?

I was finding tile on dining room walls, tile on the risers of stairs, tile on the backside of a kitchen island, tile right inside the front door instead of

a mat or mat well, on bar backs, on bar fronts! The tile is what is bringing life, character, depth and color into so many of the spaces. The tile is the statement piece or it's the subtle dimension to really bring a space together.

"Hey love, look at this!" I exclaimed to my wife. "There's tile on the wall behind the mounted TV. They, like, framed the TV with it!"

Then we saw someone had put this incredible 3-D looking tile on the sides of their bookcases. People are tiling their furniture too.

Next time you're looking for ways to add a personal touch to your home, trying to bring a little character and dimension, I urge you to ask yourself, "Can I put tile on it?" ■

Crabgrass Prevention

Continued from page 21

it emerges from the soil. For pre-emergent weed control to be effective, it must be applied before the seed germinates. Pre-emergents do not kill the plants; they only stop them from growing for some time.

When to use pre-emergent weed controls

If you want to control crabgrass, it is best to be proactive and start treating your lawn early in the season. Apply pre-emergent herbicides around mid-March to get ahead of early spring and summer weeds. During or after the second mowing, use a crabgrass preventer control solution to stop the weed from growing and spreading further on your lawn.

Early fertilization

If you want to fertilize your garden, it is essential to use a time-release fertilizer to control

the growth of crabgrass and other weeds. Fertilization ensures that your lawn has the nutrients it needs to fight off crabgrass. One way to make sure your grass is strong is with regular fertilization. If your grass lacks nutrients, it will be weak and easily invaded by unwanted weeds.

If you're tired of removing crabgrass yourself, call On The Green Inc. today! Throughout the year, the company follows a strict treatment schedule that prevents weeds and then follows up with guaranteed spot treatment of any existing weeds.

On the Green Inc. is a locally owned business that has been serving the area for 25 years. For more information or to schedule a consultation, contact On The Green Inc. by calling 410-695-0444 or by visiting www.onthegreeninc.com. ■



COVERED WITH THE COLORS OF SPRING?

A SPLASH OF PINK WILL TAKE CARE OF THAT.



MOLLY MAID
a Neighborly company

\$100 Value - \$25 OFF Your First 4 Cleanings

Weekly and Alternate Weekly Customers Only. New Customer's Only. Cannot be combined with any other offers. One per household. Expires April 30, 2022

DON'T SWEAT SPRING CLEANING.

Kick out the cold and kick off spring with a complete home cleaning from Molly Maid. Our professional cleaners will have your home spotless and smelling as fresh as the outdoors.

MOLLY MAID OF CENTRAL ANNE ARUNDEL COUNTY
410-349-8080

Family Owned & Operated for 22 Years!

For a complete Spring Cleaning Checklist, visit MollyMaid.com/SpringCleaning.
©2016 Molly Maid, LLC. Each Franchise is independently owned and operated.

SEVERNA PARK VOICE

SERVING OUR COMMUNITY SINCE 1981

Publishers

Dianna Lancione
Lonnie Lancione

Sales Account Executives

Petra Roche
Larry Sells

V.P., Operations

Brian Lancione

Editor

Zach Sparks

V.P., Business Development

Jonathan Katz

Editorial Assistant

Lauren Cowin

Staff Reporter

Conor Doherty

The Anne Arundel County Camp Guide is published by



Family owned and operated since 1981

Please send your news to:

spvnews@severnaparkvoice.com

P.O. Box 608, Severna Park, MD 21146
410-647-9400

No part of this publication may be reproduced without permission of the publisher ©2022. The publisher is not responsible for any errors, omissions, etc. Views expressed are not necessarily those of the publisher.

Stop The Bites

Continued from page 16

slides or plastic toys; underneath and around downspouts; in plant saucers, empty pots, light fixtures and dog water bowls.

TARP REMOVAL. Many homeowners have tarps, or covers, on items residing in their outdoor spaces. If not stretched taut, they are holding water. Check tarps over firewood piles, portable fireplaces, recycling cans, boats, sports equipment and grills. Use bungee cords to keep tarps tight.

TREAT. Utilize a mosquito elimination barrier treatment around the home and yard. Using a barrier treatment at home reduces the need for using DEET-containing bug spray on the body.

TAKE CARE. Home maintenance can be a deciding factor in property values and mosquito bites. Regularly clean out gutters and make sure the downspout is attached properly. Regrade areas where water stands more than a few hours, and make sure that all fallen branches and hollow trees or logs are removed from the property. Check irrigation systems to ensure that they are not leaking and causing a breeding haven. Keep lawn height low and weed areas maintained.

TEAM UP. Despite taking all precautions in your own home, talking with neighbors is a key component to mosquito and tick control. Education and knowledge can be used not only on your own yard but also for open spaces and community owned areas.

Mosquito Squad specializes in eliminating mosquitoes and ticks from outdoor living spaces, allowing homeowners to enjoy their yards. Kendra Burnett, local owner of Mosquito Squad of Annapolis, has been fighting the bite in Anne Arundel County for 13 years. For more information, visit www.mosquitosquad.com or call 410-317-8385. ■

5 Tips For Gardening With Kids



By Family Features

After months of cool weather, the first hint of spring will likely have the whole family eager to dive into outdoor activities. This year, as you begin tackling the garden, find ways to get the youngest family members in on the action, too.

Not only is gardening an activity you can enjoy together, but there are numerous ways to incorporate age-appropriate, teachable moments from counting and colors to responsible care of living things.

Creating a positive first experience with gardening by starting with this simple advice:

- Dedicate a spot for a junior garden, which allows you to instill a sense of pride and ownership in the little gardener while protecting your own garden areas from ambitious young hands.
- Provide appropriate tools in child sizes. Just as you would teach a child the finer points of baseball using a bat and glove, demonstrate the joys of gardening with tools such as a rake,

hoe and trowel, all of which can be found in sizes more manageable for little helpers.

- Let the kids choose what to plant. Whether flowers or food plants, allow children to make their own decisions (within reason) about what they would like to grow. This can help them engage in the magic of watching items they selected emerge from the ground and grow into their finished forms.
- Encourage exposure to unfamiliar plants that entice the senses with appealing smells and flavors. Herbs such as chives, mint and basil are good choices, or consider edible flowers such as pansies or violets.
- Set an example for your child to imitate by giving regular and proper care to your own garden.

Remember to bring the lesson full circle by enjoying the bounty of your garden together, whether it's a small hand-cut bouquet or a meal featuring your child's fresh-grown produce. ■

The Magic Of Gas-Fired Pizza Ovens

Continued from page 13

A correct combination of these three factors allows even the less experienced pizza chefs to churn out tasty and fragrant pizzas, both Neapolitan style and in a Roman pan. Gas pizza ovens are capable of safely and quickly reaching the high temperatures needed to cook a pizza in seconds. Modern gas burners offer high-temperature cooking and easy cleanup.

The real difference lies,

however, in the practicality of use: just think of the fact that it is not necessary to manage the flame manually, by inserting more wood to increase the heat; in a gas pizza oven's cooking chamber, it is sufficient to turn the appropriate knob, and in a short time, the oven will reach the exact desired temperature. For the consumer desiring the wood-fired experience, many ovens offer dual fuel capabilities – both wood and gas cooking.

MORE THAN PIZZA

Cooking pizza in a gas-fired oven is just the beginning of a unique outdoor cooking experience. This high-temperature oven is perfect for breads, cowboy steaks, seared scallops, chicken wings and so much more. A gas-fired pizza oven is the perfect addition to put some creativity and romance back into your outdoor cooking experience! ■

The Trends In 2022:

What Should Be In Your Yard?

Kevin Wengernuk
President
and Founder
KW Landscaping
Inc.



Landscaping has the potential to be an ever-evolving canvas around your home. Though some updates to your landscape are more permanent, like that new patio you put in, others, like the annuals planted in your garden, are easily updated with the newest variety that year, creating a new feel to your outdoor space. Here is where I feel things are trending:

Natural Stone

Stone is being requested more and more for wall and patio construction over the alternative concrete constructed units, filling our spaces with Mother Earth's natural beauty. Pennsylvania blue stone is still highly requested, but many other stones from other parts of the world are also just as easily obtained, widening the color choices to match your home's colors. This is important, as it allows you to truly extend the architecture of your home into the landscape. The other most popular color I am seeing beyond bluestone is a brownish-hued stone called autumn brown, which matches many homes more appropriately than bluestone.



Clay Brick

Bricks are being fired in many more colors than just traditional red. Grays, tans, browns and a larger variety of reds make brick an excellent choice to match the colors of your home, again joining the architecture of your home to your new hardscape project. They also are available with different finishes (tumbled for aged look) and even different shapes (some are even tabbed to create permeable surfaces for capturing rainwater instead of creating runoff).

Alternative Materials In Your Landscape, Like Metals

Corten steel patinas to a beautiful rusty hue and is available in many dimensions to create planters or built into other structures for a unique look. Adding alternative materials in your landscape is a way to be bold and creative.

Bright Pops of Color

Every year, new varieties of plants appear in your local garden center, delivering longer blooms and new, brighter colors. The compact deep red of sunpatiens is just one example for this season, but we are also seeing where those pops of color go beyond the plant and extend to the container the plants reside in. A bright orange or a vibrant blue container are a change-up from the standard brown or clay-colored containers. This is a fun trend to take part in!

Native Plants

Growers are producing so many more native plants than they did just a few years ago, and with this larger and growing selection, some landscapes can easily be entirely planted with natives bringing Mother Earth right into your landscape with birds, butterflies, bees and other wildlife. The trend is pushing us to pull out those

dated invasive plants and replace them with natives. One common intruder that needs to be evicted from your garden is that dated Japanese barberry, whose native alternative could be the unique ninebark. The ninebark possesses white flowers in the spring, and some varieties deliver a coppery foliage for additional interest.

Vegetable Gardens

Clients are now requesting spaces to grow their own food; this can be as simple as a few containers on your patio to larger plots dug out of your unused lawn. This trend is fun and can pay for itself, feeding you all summer long and beyond; heck, you can even give away some of your extra homegrown tomatoes or spaghetti squash to your neighbors, making you a star of your block!

Locally and even organically grown starter plants are readily available if you don't have the time to start your own veggies from seeds. My suggestion is to start small and make sure to mulch your garden at least right after you plant. There is nothing more frustrating than pulling weeds all summer long.

If you are excited about all these trends but feel you cannot get them all in this season, don't panic. These trends will be around for years to come.

For more information, email kevin@kwlandscaping.com. ■



Team KW believes
in taking care of
others so they can live
a fulfilled life...

**How can Team KW
take care of you?**



The spring market is hoppin'.

As the housing market warms up, you'll want to work with a lender that will help you get a nibble on your best offer. Look no further than Embrace, which offers a variety of mortgage programs – something to fit *everybunny's* needs.

Embrace offers:

- VA loans
- Jumbo loans
- Conventional loans
- First-Time Homebuyer programs
- FHA loans
- Homestyle Renovation Loans
- Beyond by Embrace
- FHA 203(k) program
- Approved to Move™
- Affordable Housing loans
- Extended Rate Lock*

Call **410.940.8405** – and I'll spring into action to secure your dream home.

*Disclaimer: Not a commitment to lend. Conditions and fees apply. Embrace Home Loans reserves the right to cancel this offer at any time. Interest rates are determined on the day you lock your rate. If published rates fall below your locked rate, Embrace Home Loans will allow a one-time offer to relock at the lower rate.



Mary Beth Henderson
 Senior Loan Officer | NMLS ID # 212801
 c: **410.940.8405** | ph: **800.333.3004 x3518**
 1907 West Street, Suite 102
 Annapolis, MD 21401
 mhenderson@embracehomeloans.com
embracehomeloans.com/marybeth-henderson

